

KALYANIWALLA & MISTRY LLP

CHARTERED ACCOUNTANTS

INDEPENDENT AUDITOR'S REPORT TO THE MEMBERS OF GODREJ MAXXIMILK PRIVATE LIMITED

Report on the Audit of the Ind-AS Financial Statements

Opinion

We have audited the accompanying Ind-AS financial statements of **GODREJ MAXXIMILK PRIVATE LIMITED** ("the Company"), which comprise the Balance Sheet as at March 31, 2023, the Statement of Profit and Loss (including Other Comprehensive Income), the Statement of Changes in Equity, the Statement of Cash Flows for the year then ended and the Notes to the Ind-AS financial statements, including a summary of significant accounting policies and other explanatory information.

In our opinion and to the best of our information and according to the explanations given to us, the aforesaid Ind-AS financial statements give the information required by the Companies Act, 2013, (the Act) in the manner so required and give a true and fair view in conformity with the Indian Accounting Standards prescribed under section 133 of the Act read with the Companies (Indian Accounting Standard) Rules, 2015, as amended, (Ind-AS) and with other accounting principles generally accepted in India, of the state of affairs of the Company as at March 31, 2023, the loss, total comprehensive income, changes in equity and its cash flows for the year ended on that date.

Basis for Opinion

We conducted our audit of the Ind-AS financial statements in accordance with the Standards on Auditing (SAs) specified under section 143(10) of the Act. Our responsibilities under those Standards are further described in the *Auditor's Responsibilities for the Audit of the Ind-AS Financial Statements* section of our report. We are independent of the Company in accordance with the *Code of Ethics* issued by the Institute of Chartered Accountants of India together with the ethical requirements that are relevant to our audit of the Ind-AS financial statements under the provisions of the Act and the Rules thereunder, and we have fulfilled our other ethical responsibilities in accordance with these requirements and the Code of Ethics. We believe that the audit evidence we have obtained is sufficient and appropriate to provide a basis for our opinion.

Information Other than the Ind-AS financial Statements and Auditor's Report Thereon

The Company's Board of Directors is responsible for the other information. The other information comprises the information included in the Director's Report including annexures to Director's Report but does not include the financial statements and our auditor's report thereon.

Our opinion on the Ind-AS financial statements does not cover the other information and we do not express any form of assurance conclusion thereon.

In connection with our audit of the Ind-AS financial statements, our responsibility is to read the other information identified above and, in doing so, consider whether the other information is materially inconsistent with the Ind-AS financial statements, or our knowledge obtained in the audit or otherwise appears to be materially misstated. If based on the work we have performed, we conclude that there is a material misstatement of this other information, we are required to report that fact. We have nothing to report in this regard.



LLP IN : AAH - 3437

REGISTERED OFFICE : ESPLANADE HOUSE, 29, HAZARIMAL SOMANI MARG, FORT, MUMBAI 400 001
TEL.: (91) (22) 6158 6200, 6158 7200 FAX : (91) (22) 6158 6275

Management's Responsibility for the Ind-AS financial Statements

The Company's Board of Directors is responsible for the matters stated in section 134(5) of the Act with respect to the preparation of these Ind-AS financial statements that give a true and fair view of the financial position, financial performance, changes in equity and the cash flows of the Company in accordance with the accounting principles generally accepted in India, including the Indian Accounting Standards (Ind AS) specified under section 133 of the Act. This responsibility also includes maintenance of adequate accounting records in accordance with the provisions of the Act for safeguarding of the assets of the Company and for preventing and detecting frauds and other irregularities; selection and application of appropriate accounting policies; making judgments and estimates that are reasonable and prudent; and design, implementation and maintenance of adequate internal financial controls, that were operating effectively for ensuring the accuracy and completeness of the accounting records, relevant to the preparation and presentation of the Ind-AS financial statements that give a true and fair view and are free from material misstatement, whether due to fraud or error.

In preparing the Ind-AS financial statements, Management is responsible for assessing the Company's ability to continue as a going concern, disclosing, as applicable, matters related to going concern and using the going concern basis of accounting unless Management either intends to liquidate the Company or to cease operations, or has no realistic alternative but to do so.

The Board of Directors are also responsible for overseeing the Company's financial reporting process.

Auditor's Responsibilities for the Audit of the Ind-AS Financial Statements

Our objectives are to obtain reasonable assurance about whether the Ind-AS financial statements as a whole are free from material misstatement, whether due to fraud or error, and to issue an auditor's report that includes our opinion. Reasonable assurance is a high level of assurance, but is not a guarantee that an audit conducted in accordance with SAs will always detect a material misstatement when it exists. Misstatements can arise from fraud or error and are considered material if, individually or in the aggregate, they could reasonably be expected to influence the economic decisions of users taken on the basis of these Ind-AS financial statements.

As part of an audit in accordance with SAs, we exercise professional judgment and maintain professional skepticism throughout the audit. We also:

- Identify and assess the risks of material misstatement of the financial statements, whether due to fraud or error, design and perform audit procedures responsive to those risks, and obtain audit evidence that is sufficient and appropriate to provide a basis for our opinion. The risk of not detecting a material misstatement resulting from fraud is higher than for one resulting from error, as fraud may involve collusion, forgery, intentional omissions, misrepresentations, or the override of internal control.
- Obtain an understanding of internal control relevant to the audit in order to design audit procedures that are appropriate in the circumstances. Under section 143(3)(i) of the Act, we are also responsible for expressing our opinion on whether the company has adequate internal financial controls system in place and the operating effectiveness of such controls.
- Evaluate the appropriateness of accounting policies used and the reasonableness of accounting estimates and related disclosures made by Management.



- Conclude on the appropriateness of Management's use of the going concern basis of accounting and, based on the audit evidence obtained, whether a material uncertainty exists related to events or conditions that may cast significant doubt on the Company's ability to continue as a going concern. If we conclude that a material uncertainty exists, we are required to draw attention in our auditor's report to the related disclosures in the financial statements or, if such disclosures are inadequate, to modify our opinion. Our conclusions are based on the audit evidence obtained up to the date of our auditor's report. However, future events or conditions may cause the Company to cease to continue as a going concern.
- Evaluate the overall presentation, structure and content of the financial statements, including the disclosures, and whether the financial statements represent the underlying transactions and events in a manner that achieves fair presentation.

Materiality is the magnitude of misstatements in the financial statements that, individually or in aggregate, makes it probable that the economic decisions of the users of the financial statements may be influenced. We consider quantitative materiality and qualitative factors in (i) planning the scope of our audit work and in evaluating the results of our work; and (ii) to evaluate the effect of any identified misstatements in the Ind-AS financial statements.

We communicate with those charged with governance regarding, among other matters, the planned scope and timing of the audit and significant audit findings, including any significant deficiencies in internal control that we identify during our audit.

We also provide those charged with governance with a statement that we have complied with relevant ethical requirements regarding independence, and to communicate with them all relationships and other matters that may reasonably be thought to bear on our independence, and where applicable, related safeguards.

Report on Other Legal and Regulatory Requirements

As required by the Companies (Auditor's Report) Order, 2020 ("the Order"), issued by the Central Government of India in terms of sub-section (11) of section 143 of the Act, we give in the "Annexure A", a statement on the matters specified in paragraphs 3 and 4 of the Order, to the extent applicable.

As required by section 143(3) of the Act, we report that:

- a) We have sought and obtained all the information and explanations which to the best of our knowledge and belief were necessary for the purposes of our audit.
- b) In our opinion, proper books of account as required by law have been kept by the Company so far as it appears from our examination of those books.
- c) The Balance Sheet, the Statement of Profit and Loss (*including Other Comprehensive Income*), the Cash Flow Statement and the Statement of Changes in Equity, dealt with by this Report are in agreement with the books of account.
- d) In our opinion, the aforesaid Ind-AS financial statements comply with the Accounting Standards specified under Section 133 of the Act.
- e) On the basis of the written representations received from the Directors of the Company as on March 31, 2023, taken on record by the Board of Directors, none of the Directors of the Company are disqualified as on March 31, 2023, from being appointed as a Director in terms of Section 164 (2) of the Act.




- f) With respect to the adequacy of the internal financial controls with reference to financial statements of the Company and the operating effectiveness of such controls, refer to our separate Report in “Annexure B”.
- g) According to information and explanations given to us and based on our examination of the records of the Company, the Company has not paid/provided for managerial remuneration and hence, the provisions of Section 197 of the Act are not applicable.
- h) With respect to the other matters to be included in the Auditor’s Report in accordance with Rule 11 of the Companies (Audit and Auditors) Rules, 2014, in our opinion and to the best of our information and according to the explanations given to us:
- i) The Company has disclosed the impact of pending litigation on its financial position in its Ind AS financial statements – Refer Note 41 to the Ind AS financial statements.
 - ii) The Company did not have any long-term contracts including derivative contracts during the year ended March 31, 2023, for which there were any material foreseeable losses.
 - iii) There were no amounts which were required to be transferred to the Investor Education and Protection Fund by the Company.
 - iv) (i) the management has represented that, to the best of it’s knowledge and belief, no funds have been advanced or loaned or invested (either from borrowed funds or share premium or any other sources or kind of funds) by the company to or in any other persons or entities, including foreign entities (“Intermediaries”), with the understanding, whether recorded in writing or otherwise, that the Intermediary shall, whether, directly or indirectly lend or invest in other persons or entities identified in any manner whatsoever by or on behalf of the company (“Ultimate Beneficiaries”) or provide any guarantee, security or the like on behalf of the Ultimate Beneficiaries
 - (ii) the management has represented, that, to the best of it’s knowledge and belief, no funds have been received by the company from any person(s) or entities, including foreign entities (“Funding Parties”), with the understanding, whether recorded in writing or otherwise, that the company shall, whether, directly or indirectly, lend or invest in other persons or entities identified in any manner whatsoever by or on behalf of the Funding Party (“Ultimate Beneficiaries”) or provide any guarantee, security or the like on behalf of the Ultimate Beneficiaries; and
- Based on such audit procedures that have been considered reasonable and appropriate in the circumstances, nothing has come to our notice that has caused us to believe that the representations under sub-clause (i) and (ii) contain any material misstatement.
- v) the Company has not declared any dividend during the year hence, provisions of section 123 is not applicable.



**KALYANIWALLA
& MISTRY LLP**

- vi) As Proviso to Rule 3(1) of the Companies Accounts Rules, 2014 for maintaining books of account using the accounting software which has a feature of recording audit trail facility is applicable to the Company with effect from April 1, 2023, reporting under Rule 11(g) of Companies (Audit and Auditors) Rules, 2014 is not applicable for the financial year ended March 31, 2023.

**For KALYANIWALLA & MISTRY LLP
CHARTERED ACCOUNTANTS
Firm Registration No.: 104607W / W100166**



**FARHAD M. BHESANIA
PARTNER
Membership Number: 127355
UDIN: 23127355BGWIET6098
Date: April 28, 2023
Place: Mumbai**

ANNEXURE A TO THE INDEPENDENT AUDITOR'S REPORT

The Annexure referred to in paragraph 1 'Report on Other Legal and Regulatory Requirements' in our Independent Auditors' Report to the members of the Company on the Ind AS Financial Statements for the year ended March 31, 2023.

Statement on Matters specified in paragraphs 3 & 4 of the Companies (Auditor's Report) Order, 2020:

(i) (a) (A) The Company has maintained proper records showing full particulars, including quantitative details and situation of fixed assets and capital work-in-progress.

(B) The Company has maintained proper records showing full particulars of intangible assets.

(b) As explained to us, the Company has a programme for physical verification of fixed assets at periodic intervals. In our opinion, the period of verification is reasonable having regard to the size of the company and the nature of its assets. The discrepancies noticed on such verification are not material and have been properly dealt with in the books of account.

(c) The Company does not have any immovable property and hence the provisions of sub-clause (c) of paragraph 3(i) of the Order are not applicable.

(d) The Company has not revalued any of its property, plant and equipment and intangible assets during the year.

(e) No proceedings have been initiated during the year or are pending against the Company as at March 31, 2023, for holding any benami property under the Benami Transactions (Prohibition) Act, 1988 (as amended in 2016) and rules made thereunder.

(ii) (a) The inventories were physically verified during the year by the Management at reasonable intervals. In our opinion and according to the information and explanations given to us, the coverage and procedure of such verification by the Management is appropriate having regard to the size of the Company and the nature of its operations. No discrepancies of 10% or more in the aggregate for each class of inventories were noticed on such physical verification of inventories when compared with books of account.

(b) According to the information and explanations given to us, the Company has not been sanctioned working capital limits in excess of Rs. 5 crores, in aggregate, at any point of time during the year, from banks or financial institutions on the basis of security of current assets. Hence, provisions of sub-clause (b) of paragraph 3(ii) of the Order are not applicable.

(iii) (a) According to the information and explanations given to us, the Company has not made any investments in, provided any guarantee or security to companies, firm, Limited Liability Partnerships, or any other parties during the year. The Company has granted unsecured loan to a Company during the year. The Company has not granted any loans, secured or unsecured to firms, limited liability partnership during the year.

Aggregate amount granted during the year	Loans (Rs. In Lakh)
- Related Party	200
Balance outstanding as at the balance sheet date	
- Related Party	NIL



- (b) According to the information and explanations given to us and based on the audit procedures performed by us, the terms and conditions of an unsecured loan granted by the Company during the year to a Company amounting to Rs. 200 lakhs and having an outstanding balance of as at March 31, 2023, of Rs. NIL is not prejudicial to the interest of the Company. The Company has not made any investments, provided any guarantee, or given any security.
- (c) There is no outstanding balance as at March 31, 2023, for the loan granted during the year, hence provisions of paragraph 3(iii)(c) of the Order are not applicable.
- (d) According to the information and explanations given to us and based on the audit procedures performed by us, in respect of the loan granted by the Company, there is no overdue amount remaining outstanding as at the balance sheet date.
- (e) According to the information and explanations given to us and based on the audit procedures performed by us, there is no loan falling due during the year.
- (f) According to the information and explanations given to us and based on the audit procedures performed by us, the Company had granted a loan to a related party during the year which was repayable on demand; details whereof are given below:

Particulars	Rs. In Lakhs
Aggregate amount of loan	200
- Repayable on Demand	200
Percentage of loan repayable on demand to total loan	100%

- (iv) In our opinion and according to the information given to us, the Company has not advanced any loans to the persons covered under Section 185. The Company has complied with the provision of Section 186 in respect of loan granted during the year. The Company has not given any guarantees or securities or made any investments as per the provisions of Section 186 of the Act.
- (v) In our opinion and according to the information and explanation given to us, the Company has not accepted or is not holding any deposit or amounts which are deemed to be deposits during the year and hence, the directives issued by the Reserve Bank of India and the provisions of Sections 73 to 76 or any other relevant provisions of the Companies Act, 2013 and the Companies (Acceptance of Deposits) Rules, 2014, as amended, with regard to the deposits accepted and amounts deemed to be deposits accepted are not applicable to the Company. According to the information and explanations given to us, no order has been passed by the Company Law Board or the National Company Law Tribunal or the Reserve Bank of India or any Court or any other Tribunal against the Company in this regard.
- (vi) In our opinion and according to the information and explanations given to us, the maintenance of cost records under sub-section (1) of Section 148 of the Act is not applicable to the Company under the Companies (Cost Records and Audit) Rules, 2014.
- (vii) (a) According to the information and explanations given to us and on the basis of the records examined by us, the Company is generally regular in depositing undisputed statutory dues including Goods & Service Tax, Provident Fund, Employees' State Insurance, Income Tax, Sales Tax, Service Tax, Duty of Customs, Duty of Excise, Value Added Tax, Cess and any other statutory dues with the appropriate authorities, wherever applicable. We have been informed that there are no undisputed dues which have remained outstanding as at March 31, 2023, for a period of more than six months from the date they became payable except in the following case,



Name of Statute	Nature of the Dues	Amount (Rs. In lakh)	Period to which Amount Relates	Due Date	Date of Payment	Remarks if any
Employees Provident Fund Act, 1952	Provident Fund	0.22	April 22 to Sep 22	7 th of the next month	Not Paid	As there is an issue in seeding the Aadhar of employee with UAN

- (b) According to the information and explanation given to us and the records examined by us, there are no dues outstanding of Goods & Service Tax, Income Tax, Sales Tax, Service Tax, Duty of Customs, Duty of Excise, Value added tax on account of any dispute.
- (viii) There were no transactions relating to previously unrecorded income that were surrendered or disclosed as income in the tax assessments under the Income Tax Act, 1961 (43 of 1961) during the year.
- (ix) (a) According to the information and explanations provided to us and based on the documents and records produced before us, the Company has not defaulted in repayment of loans or other borrowings or in the payment of interest thereon to any lender during the year.
- (b) According to the information and explanations provided to us and on the basis of our audit procedure, the Company has not been declared a wilful defaulter by any bank or financial institution or government or government authority.
- (c) In our opinion and according to the information and explanations provided to us, the Company has not taken any term loan during the year, hence the provisions of sub-clause (c) of paragraph 3(ix) of the Order are not applicable.
- (d) According to the information and explanations given to us, and the procedures performed by us, and on an overall examination of the financial statements of the Company, we report that funds raised on a short-term basis have, prima facie, not been used for long-term purposes by the Company.
- (e) According to the information and explanation provided to us, the Company does not have any subsidiary, associate, or joint venture, hence the provisions of sub-clause (e) of paragraph 3(ix) of the Order are not applicable.
- (f) According to the information and explanation provided to us, the Company has not raised any loan during the year, hence the provisions of sub-clause (f) of paragraph 3(ix) of the Order are not applicable.
- (x) According to the information and explanations given to us, the Company has neither raised money through initial public offer or further public offer (including debt instruments). The Company has not made any preferential allotment or private placement of shares or fully or partly or optionally convertible debentures during the year, hence the provisions of paragraph 3(x)(a) and (b) of the Order is not applicable.




- (xi) (a) During the course of our examination of the books of account and records of the Company, and according to the information and explanation given to us and representations made by the Management, no material fraud by the Company and on the Company has been noticed or reported during the year.
- (b) No report under sub-section (12) of section 143 of the Companies Act has been filed in Form ADT-4 as prescribed under rule 13 of Companies (Audit and Auditors) Rules, 2014 with the Central Government, during the year and up to the date of this report.
- (c) The Company is not required to establish vigil mechanism and hence, provisions of paragraph 3(xi)(c) of the Order are not applicable.
- (xii) In our opinion and according to the information and explanations given to us, the Company is not a Nidhi Company, hence reporting under clause xii of the order is not applicable.
- (xiii) In our opinion and according to the information and explanations given to us and based on our examination of the records of the Company, the Company has entered into transactions with related parties in compliance with 188 of the Act. The details of such transactions have been disclosed in the Ind AS Financial Statements as required by the Ind AS 24, Related Party Disclosure specified under Section 133 of the Act. Further, the Company is not required to constitute Audit Committee under Section 177 of the Act, and accordingly, to this extent paragraph 3(xiii) of the Order is not applicable to the Company.
- (xiv) In our opinion and based on our examination, the Company is not required to have an internal audit system and hence, the provisions of paragraph 3(xiv) of the Order are not applicable.
- (xv) According to the information and explanations given to us and based on our examination of the records of the Company, the Company has not entered into non-cash transactions with the Directors or persons connected with its directors and hence the provisions of Section 194 of the Act are not applicable to the Company.
- (xvi) (a) The Company is not required to be registered under Section 45-IA of the Reserve Bank of India Act, 1934, hence the provisions of paragraph 3(xvi)(a) and (b) of the Order are not applicable.
- (b) The Company is not a Core Investment Company as defined in the regulations made by the Reserve Bank of India, hence the provisions of paragraph 3(xvi)(c) of the Order are not applicable.
- (c) The group does not have more than one CIC as a part of the group and accordingly reporting under clause xvi (d) of the order is not applicable.
- (xvii) The Company has incurred cash losses amounting to Rs. 223.77 lakhs during the financial year covered by our audit and Rs. 748.30 lakhs in the immediately preceding financial year.
- (xviii) There has been no resignation of the Statutory Auditor during the year, hence reporting under clause xviii of the order is not applicable.



- (xix) According to the information and explanations given to us and on the basis of the financial ratios, ageing and expected dates of realization of financial assets and payment of financial liabilities, other information accompanying the financial statements, our knowledge of the Board of Directors and management plans and based on our examination of the evidence supporting the assumptions, nothing has come to our attention, which causes us to believe that any material uncertainty exists as on the date of the audit report that the Company is not capable of meeting its liabilities existing at the date of balance sheet as and when they fall due within a period of one year from the balance sheet date. We, however, state that this is not an assurance as to the future viability of the company. We further state that our reporting is based on the facts up to the date of the audit report and we neither give any guarantee nor any assurance that all liabilities falling due within a period of one year from the balance sheet date, will get discharged by the company as and when they fall due.
- (xx) The Company was not having net worth of rupees five hundred crore or more, or turnover of rupees one thousand crore or more or a net profit of rupees five crore or more during the immediately preceding financial year and hence, provisions of Section 135 of the Act are not applicable to the Company during the year. Accordingly, reporting under clause 3(xx) of the Order is not applicable for the year.

**For KALYANIWALLA & MISTRY LLP
CHARTERED ACCOUNTANTS
Firm Registration No.: 104607W / W100166**



**FARHAD M. BHESANIA
PARTNER
Membership Number: 127355
UDIN: 23127355BGWIET6098
Date: April 28, 2023
Place: Mumbai**

ANNEXURE “B” TO THE INDEPENDENT AUDITOR’S REPORT

Referred to in Paragraph 2(f) ‘Report on Other Legal and Regulatory Requirements’ in our Independent Auditor’s Report to the members of the Company on the Ind AS financial statements for the year ended March 31, 2023.

Report on the Internal Financial Controls with reference to financial statements under Clause (i) of Sub-section 3 of Section 143 of the Companies Act, 2013 (“the Act”)

We have audited the internal financial controls with reference to financial statements of **GODREJ MAXXIMILK PRIVATE LIMITED** (“the Company”) as of March 31, 2023, in conjunction with our audit of the Ind AS financial statements of the Company for the year ended on that date.

Management’s Responsibility for Internal Financial Controls

The Company’s management is responsible for establishing and maintaining internal financial controls based on the internal control over financial reporting criteria established by the Company considering the essential components of internal control stated in the Guidance Note on Audit of Internal Financial Controls over Financial Reporting (the “Guidance Note”) issued by the Institute of Chartered Accountants of India (ICAI). These responsibilities include the design, implementation and maintenance of adequate internal financial controls that were operating effectively for ensuring the orderly and efficient conduct of its business, including adherence to company’s policies, the safeguarding of its assets, the prevention and detection of frauds and errors, the accuracy and completeness of the accounting records, and the timely preparation of reliable financial information, as required under the Act.

Auditors’ Responsibility

Our responsibility is to express an opinion on the Company’s internal financial controls with reference to financial statements based on our audit. We conducted our audit in accordance with the Guidance Note and the Standards on Auditing, issued by ICAI and deemed to be prescribed under section 143(10) of the Act, to the extent applicable to an audit of internal financial controls, both applicable to an audit of Internal Financial Controls and, both issued by the ICAI. Those Standards and the Guidance Note require that we comply with ethical requirements and plan and perform the audit to obtain reasonable assurance about whether adequate internal financial controls with reference to financial statements was established and maintained and if such controls operated effectively in all material respects.

Our audit involves performing procedures to obtain audit evidence about the adequacy of the internal financial controls system with reference to financial statements and their operating effectiveness. Our audit of internal financial controls with reference to financial statements included obtaining an understanding of internal financial controls with reference to financial statements, assessing the risk that a material weakness exists, and testing and evaluating the design and operating effectiveness of internal control based on the assessed risk. The procedures selected depend on the auditor’s judgment, including the assessment of the risks of material misstatement of the Ind AS financial statements, whether due to fraud or error.

We believe that the audit evidence we have obtained is sufficient and appropriate to provide a basis for our audit opinion on the Company’s internal financial controls system with reference to financial statements.



Meaning of Internal Financial Controls with reference to Financial Statements

A Company's internal financial controls with reference to financial statements is a process designed to provide reasonable assurance regarding the reliability of financial reporting and the preparation of Ind AS financial statements for external purposes in accordance with generally accepted accounting principles. A company's internal financial control with reference to financial statements includes those policies and procedures that (1) pertain to the maintenance of records that, in reasonable detail, accurately and fairly reflect the transactions and dispositions of the assets of the company; (2) provide reasonable assurance that transactions are recorded as necessary to permit preparation of Ind AS financial statements in accordance with generally accepted accounting principles, and that receipts and expenditures of the company are being made only in accordance with authorizations of management and directors of the company; and (3) provide reasonable assurance regarding prevention or timely detection of unauthorized acquisition, use, or disposition of the company's assets that could have a material effect on the Ind AS financial statements.


Inherent Limitations of Internal Financial Controls with reference to Financial Statements

Because of the inherent limitations of internal financial controls with reference to financial statements, including the possibility of collusion or improper management override of controls, material misstatements due to error or fraud may occur and not be detected. Also, projections of any evaluation of the internal financial controls with reference to financial statements to future periods are subject to the risk that the internal financial control with reference to financial statements may become inadequate because of changes in conditions, or that the degree of compliance with the policies or procedures may deteriorate.

Opinion

In our opinion, the Company has, in all material respects, an adequate internal financial controls system with reference to financial statements and such internal financial controls with reference to financial statements were operating effectively as at March 31, 2023, based on the internal control over financial reporting criteria established by the Company considering the essential components of internal control stated in the "Guidance Note on Audit of Internal Financial Controls Over Financial Reporting" issued by the Institute of Chartered Accountants of India.

**For KALYANIWALLA & MISTRY LLP
CHARTERED ACCOUNTANTS
Firm Registration No.: 104607W / W100166**



**FARHAD M. BHESANIA
PARTNER
Membership Number: 127355
UDIN: 23127355BGWIET6098
Date: April 28, 2023
Place: Mumbai**

GODREJ MAXXIMILK PRIVATE LIMITED
Balance Sheet as at March 31, 2023

Particulars	Note No.	Rs. In Lakhs	
		As at March 31, 2023	As at March 31, 2022
ASSETS			
(I) Non-Current Assets			
(a) Property, plant and equipment	2	3,412.63	3,229.56
(b) Capital work-in-progress	3	38.68	8.53
(c) Right-of-use Asset	4	80.30	85.20
(d) Intangible assets	5	3.59	4.81
(e) Biological assets other than bearer plants (Cattle)	6	939.38	834.36
(f) Financial Assets			
(i) Trade Receivables	7	-	-
(ii) Others	8	15.82	48.52
(g) Deferred tax assets	9	191.42	191.42
(h) Income tax assets		0.19	0.27
(i) Other non-current assets	10	55.05	15.68
Total Non-Current Assets		4,737.06	4,418.35
(II) Current Assets			
(a) Inventories	11	434.00	398.71
(b) Financial Assets			
(i) Trade Receivables	12	147.72	114.41
(ii) Cash and cash equivalents	13	169.41	56.52
(iii) Loans	14	0.59	0.05
(iv) Others	15	121.46	60.04
(c) Other current assets	16	84.75	42.70
Total Current Assets		957.93	672.43
Total Assets		5,694.99	5,090.78
EQUITY AND LIABILITIES			
(I) Equity			
(a) Equity share capital	17	294.34	235.51
(b) Other equity	18	3,691.34	2,219.24
Total Equity		3,985.68	2,454.75
(II) Liabilities			
(1) Non-Current Liabilities			
(a) Financial liabilities			
(i) Borrowings	19	440.00	800.00
(ii) Lease Liabilities		118.19	117.93
(b) Provisions	20	4.86	3.95
Total Non-Current Liabilities		563.05	921.88



GODREJ MAXXIMILK PRIVATE LIMITED
Balance Sheet as at March 31, 2023

Particulars	Note No.	Rs. In Lakhs	
		As at March 31, 2023	As at March 31, 2022
(2) Current Liabilities			
(a) Financial liabilities			
(i) Borrowing	21	360.00	1,186.84
(ii) Lease liabilities		11.32	10.77
(iii) Trade payables	22		
Total outstanding dues of micro enterprises and small enterprises		21.63	10.24
Total outstanding dues of creditors other than micro enterprises and small enterprises		648.75	442.59
(iv) Other financial liabilities	23	58.29	41.61
(b) Other current Liabilities	24	46.03	21.92
(c) Provisions	25	0.24	0.18
Total Current Liabilities		1,146.26	1,714.15
Total Liabilities		1,709.31	2,636.03
Total Equity and Liabilities		5,694.99	5,090.78

The notes 1 to 47 form an integral part of the financial statements

As per our report of even date

Signatures to Balance Sheet and Notes to the
Financial Statements

For KALYANIWALLA & MISTRY LLP
CHARTERED ACCOUNTANTS
Firm Registration Number 104607W/W100166

For and on behalf of the Board



FARHAD M. BHESANIA
PARTNER
Membership Number: 127355
Place: Mumbai



S. VARĀDARAJ
DIRECTOR
DIN. 00323436



SANDEEP KUMAR SINGH
DIRECTOR
DIN. 08207627

Date: April 28, 2023

Godrej Maxximilk Private Limited
Statement of Profit and Loss for the year ended March 31,2023


Particulars	Note No.	Rs. In Lakhs	
		For the year ended March 31, 2023	For the year ended March 31, 2022
I. Revenue from operations	26	2,119.85	1,382.24
II. Other income	27	61.70	58.47
III. Total Income		<u>2,181.55</u>	<u>1,440.71</u>
IV. Expenses			
Cost of materials consumed	28	1,301.93	1,044.60
Changes in inventories of finished goods and Stock in Trade	29	(73.63)	19.21
Employee benefits expense	30	231.48	185.47
Finance costs	31	128.40	258.42
Depreciation and amortisation expenses	32	246.22	228.91
Other expenses	33	817.14	681.31
Total Expenses		<u>2,651.54</u>	<u>2,417.92</u>
V. Loss before exceptional items and tax		<u>(469.99)</u>	<u>(977.21)</u>
VI. Loss Before Tax		<u>(469.99)</u>	<u>(977.21)</u>
VII. Tax expense:			
1. Current Tax		-	-
2. Deferred Tax		-	-
VIII. Loss for the year		<u>(469.99)</u>	<u>(977.21)</u>
IX. Other comprehensive income			
(A) Items that will not be reclassified to profit or loss			
Remeasurement of defined benefit liability		0.91	(0.60)
Other comprehensive income for the year		<u>0.91</u>	<u>(0.60)</u>
X. Total comprehensive income for the year (VIII + IX)		<u>(469.08)</u>	<u>(977.81)</u>
Earnings per equity share			
XI. (Nominal value of Rs. 10 each, fully paid-up)	34		
Basic		(17.82)	(63.56)
Diluted		(17.82)	(63.56)

The notes 1 to 47 form an integral part of the financial statements


As per our report of even date
For KALYANIWALLA & MISTRY LLP
CHARTERED ACCOUNTANTS
Firm Registration Number 104607W/W100166

Signatures to Statement of Profit and Loss and Notes to the
Financial Statements

For and on behalf of the Board


FARHAD M. BHESANIA
PARTNER
Membership Number: 127355
Place: Mumbai


S. VARADARAJ
DIRECTOR
DIN. 00323436


SANDEEP KUMAR SINGH
DIRECTOR
DIN. 08207627

Date: April 28, 2023

Particulars	Rs. In Lakhs	
	For the year ended March 31, 2023	For the year ended March 31, 2022
A. Cash Flow from Operating Activities :		
Net Profit Before Taxes	(469.99)	(977.21)
<u>Adjustment for:</u>		
Depreciation and amortisation	246.22	228.91
(Profit)/loss on sale of fixed assets	2.01	0.81
Unrealised foreign exchange loss	-	0.08
Net gain/loss on foreign currency transactions and translation	-	-
Interest income	(2.07)	(0.00)
Change in fair value of biological assets	86.22	56.38
Finance Cost	128.40	258.42
Liabilities no longer required written back	(1.24)	(0.74)
Bad Debts Written off	-	0.30
	459.54	544.16
Operating Profit/(Loss) Before Working Capital Changes	(10.45)	(433.05)
<u>Adjustments for:</u>		
Inventories	(35.28)	(96.32)
Trade Receivables	(33.31)	(71.03)
Non-current Financial assets- Others	32.70	2.26
Current Financial assets- Loans	(0.54)	0.05
Current Financial assets- Others	(61.40)	(19.99)
Other current assets	(42.05)	(13.30)
Trade Payables	218.21	(597.12)
Long Term Provisions	1.82	1.54
Other non-current liabilities	-	-
Short Term Provisions	0.05	0.05
Current Financial liabilities- Others	17.25	28.13
Other current liabilities	24.11	8.91
	121.56	756.82
Cash Generated from Operations	111.11	(1,189.87)
Direct Taxes paid (net of refunds received)	0.08	0.03
Net Cash Flow from Operating Activities	111.19	(1,189.84)
B. Cash Flow from Investing Activities :		
Biological assets other than bearer plants	(191.23)	(245.55)
Acquisition of Property Plant and Equipment	(497.26)	(266.19)
Proceeds from sale of fixed assets	2.55	-
Intercompany Deposits Given	(200.00)	-
Intercompany Deposits returned	200.00	-
Interest Received	2.07	0.00
Net Cash Flow used for Investing Activities	(683.87)	(511.74)
C. Cash Flow from Financing Activities :		
Proceeds from issue of equity shares	2,000.00	4,000.00
Proceeds from Short Term Borrowings	125.00	2,450.00
Repayment of Long Term Borrowings	(360.00)	(360.00)
Repayment of Short Term Borrowings	(950.36)	(3,899.63)
Lease Liabilities Repayments	(10.77)	(10.30)
Finance Cost	118.30	328.26
Net Cash Flow from Financing Activities	685.57	1,851.81
Net increase in Cash and Cash equivalents	112.89	150.23
Cash and Cash equivalents (Opening balance)	56.52	(93.71)
Cash and Cash equivalents (Closing balance)	169.41	56.52

* The amount reflected as "0.00" are value with less than One Thousand



1 The above cash flow statement has been prepared under the indirect method as set out in Indian Accounting standard 7 Cash Flow Statement notified u/s 133 of Companies Act, 2013 ('Act') read with Rule 4 of the Companies (Indian Accounting Standards) Rules 2015 and the relevant provisions of the Act.

2 Movement in borrowings

Particulars	1-Apr-22	Cash Flow	Non-cash changes (Fair value changes)	Rs. In Lakhs
				March 31, 2023
Long term borrowings	1,160.00	(360.00)	-	800.00
Short term borrowings	826.84	(826.84)	-	-
Total borrowings	1,986.84	(1,186.84)	-	800.00

Particulars	1-Apr-21	Cash Flow	Non-cash changes (Fair value changes)	Rs. In Lakhs
				March 31, 2022
Long term borrowings	1,520.00	(360.00)	-	1,160.00
Short term borrowings	2,452.93	(1,626.09)	-	826.84
Total borrowings	3,972.93	(1,986.09)	-	1,986.84


3 Figures in bracket indicate cash outflow.

The Notes 1 to 47 form an integral part of the Financial Statements

As per our report of even date

For KALYANIWALLA & MISTRY LLP
CHARTERED ACCOUNTANTS
Firm Registration Number 104607W/W100166

For and on behalf of the Board



FARHAD M. BHEESANIA
PARTNER
Membership Number: 127355



S. VARADRAJ
DIRECTOR
DIN. 00323436



SANDEEP KUMAR SINGH
DIRECTOR
DIN. 08207627

Place: Mumbai
Date: April 28, 2023

Godrej Maxximilk Private Limited
Statement of changes in equity for the year ended March 31, 2023

(a) Equity share capital

	Rs. in lakhs	
	As at March 31, 2023	As at March 31, 2022
Balance at the beginning of the reporting year	235.51	117.87
Changes in equity share capital during the year (refer note 44)	58.83	117.64
Balance at the end of the reporting year	294.34	235.51

(b) Other equity


	Rs. in lakhs		
	Attributable to the owners of the Company		
	Retained earnings	Securities Premium Account	Total
Balance as at April 1, 2022	(3,174.83)	5,394.07	2,219.24
Total comprehensive income for the year			
Loss for the year	(469.99)	-	(469.99)
Other comprehensive income for the year	0.91	-	0.91
Total comprehensive income for the year	(469.08)	-	(469.08)
Additions during the year	-	1,941.18	1,941.18
Balance as at March 31, 2023	(3,643.91)	7,335.25	3,691.34
Balance as at April 1, 2021	(2,197.02)	1,511.72	(685.30)
Total comprehensive income for the year			
Loss for the year	(977.21)	-	(977.21)
Other comprehensive income for the year	(0.60)	-	(0.60)
Total comprehensive income for the year	(977.81)	-	(977.81)
Additions during the year	-	3,882.35	3,882.35
Balance as at March 31, 2022	(3,174.83)	5,394.07	2,219.24

The notes 1 to 47 form an integral part of the financial statements

As per our report of even date

For KALYANIWALLA & MISTRY LLP
CHARTERED ACCOUNTANTS
Firm Registration Number 104607W/W100166

For and on behalf of the Board


FARHAD M. BHISANIA
PARTNER
Membership Number: 127355


S. VARADARAJ
DIRECTOR
DIN. 00323436


SANDEEP KUMAR SINGH
DIRECTOR
DIN. 08207627

Place: Mumbai
Date: April 28, 2023

**NOTES FORMING PART OF THE FINANCIAL STATEMENTS
FOR THE YEAR ENDED MARCH 31, 2023****Note 1: Significant Accounting Policy****1. General information**

Godrej Maxximilk Private Limited ("the Company") is a private limited company, which is domiciled and incorporated in the Republic of India with its registered office situated at 3rd Floor, Godrej One, Pirojshanagar, Vikhroli (East), Mumbai – 400 079. The Company was incorporated on May 4, 2016 under the Companies Act, 2013. The Company is an agribusiness & genetics company, and its principal activities include dairy farm activities and developing high breed cattle.

The Company has filed an application to the central government for approval of change of name from "Godrej Maxximilk Private Limited" to "Godrej Cattle Genetics Private Limited" on December 21, 2022, pursuant to the special resolution passed by Shareholders at their Extra-Ordinary General Meeting held on December 20, 2022. The response from the Government is awaited as at the date of approving these financial statements.

2. Basis of preparation**(i) Compliance with Ind AS:**

The financial statements comply in all material aspects with Indian Accounting Standards (Ind AS) notified under Section 133 of the Companies Act, 2013 (the Act), Companies (Indian Accounting Standards) Rules, 2015 as amended by Companies (Indian Accounting Standards) (Amendment) Rules, 2016 and other relevant provisions of the Act, as applicable.

The financial statements of the Company for year ended March 31, 2023, were authorized for issue in accordance with a resolution of the Board of Directors on April 28, 2023.

Current versus non-current classification: All assets and liabilities have been classified as per the Company's normal operating cycle and other criteria set out in Schedule III to the Companies Act, 2013. Based on the nature of the products and the time taken between acquisition of assets for processing and their realization in cash and cash equivalents, the Company has ascertained its operating cycle as twelve months for the purpose of the classification of assets and liabilities into current and non-current.

(ii) Historical cost convention

The financial statements have been prepared on a historical cost basis, except certain financial assets and liabilities that are measured at fair value:

- certain financial assets and liabilities (including derivative instruments) that are measured at fair value (refer accounting policy regarding financial instruments)



**NOTES FORMING PART OF THE FINANCIAL STATEMENTS
FOR THE YEAR ENDED MARCH 31, 2023**

- asset held for sale and biological Assets – measured at fair value less cost to sell; and
- defined benefit plans – plan assets measured at fair value less present value of defined benefit obligation.

(iii) Functional and presentation currency

These financial statements are presented in Indian rupees, which is the Company's functional currency. All amounts have been rounded off to the nearest lakh, unless otherwise indicated.

3. Key estimates and assumptions

While preparing financial statements in conformity with Ind AS, the management has made certain estimates and assumptions that require subjective and complex judgments. These judgments affect the application of accounting policies and the reported amount of assets, liabilities, income and expenses, disclosure of contingent liabilities at the statement of financial position date and the reported amount of income and expenses for the reporting period. Future events rarely develop exactly as forecasted and the best estimates require adjustments, as actual results may differ from these estimates under different assumptions or conditions.

Estimates and underlying assumptions are reviewed on an ongoing basis. Revisions to accounting estimates are recognized prospectively.

Judgement, estimates and assumptions are required in particular for:

- **Determination of the estimated useful lives of tangible assets**

Useful lives of tangible assets are based on the life prescribed in Schedule II of the Companies Act, 2013. In cases, where the useful lives are different from that prescribed in Schedule II, they are based on technical advice, taking into account the nature of the asset, the estimated usage of the asset, the operating conditions of the asset, past history of replacement, anticipated technological changes, manufacturers' warranties and maintenance support.

- **Recognition and measurement of defined benefit obligations**

The obligation arising from defined benefit plan is determined on the basis of actuarial assumptions. Key actuarial assumptions include discount rate, trends in salary escalation, actuarial rates and life expectancy. The discount rate is determined by reference to market yields at the end of the reporting period on government bonds. The period to maturity of the underlying bonds correspond to the probable maturity of the post-employment benefit obligations. Due to complexities involved in the valuation and its long term nature, defined benefit obligation is sensitive to changes in these assumptions. All assumptions are reviewed at each reporting period.



**NOTES FORMING PART OF THE FINANCIAL STATEMENTS
FOR THE YEAR ENDED MARCH 31, 2023**

- **Recognition of deferred tax assets**

Deferred tax assets and liabilities are recognized for the future tax consequences of temporary differences between the carrying values of assets and liabilities and their respective tax bases, and unutilized business loss and depreciation carry-forwards and tax credits. Deferred tax assets are recognized to the extent that it is probable that future taxable income will be available against which the deductible temporary differences, unused tax losses, depreciation carry-forwards and unused tax credits could be utilized.

- **Recognition and measurement of other provisions**

The recognition and measurement of other provisions are based on the assessment of the probability of an outflow of resources, and on past experience and circumstances known at the balance sheet date. The actual outflow of resources at a future date may therefore, vary from the amount included in other provisions.

- **Discounting of long-term financial assets / liabilities**

All financial assets / liabilities are required to be measured at fair value on initial recognition. In case of financial liabilities/assets which are required to subsequently be measured at amortised cost, interest is accrued using the effective interest method.

- **Fair value of financial instruments**

Derivatives are carried at fair value. Derivatives include foreign currency forward contracts, commodity futures and interest rate swaps. Fair value of foreign currency forward contracts is determined using the fair value reports provided by respective bankers. Fair value of interest rate swaps is determined with respect to current market rate of interest.

- **Determining whether an arrangement contains a lease**

The Company evaluates if an arrangement qualifies to be a lease as per the requirements of Ind AS 116. Identification of a lease requires significant judgment. The Company uses significant judgement in assessing the lease term (including anticipated renewals) and the applicable discount rate.

The Company determines the lease term as the non-cancellable period of a lease, together with both periods covered by an option to extend the lease if the Company is reasonably certain to exercise that option; and periods covered by an option to terminate the lease if the Company is reasonably certain not to exercise that option. In assessing whether the Company is reasonably certain to exercise an option to extend a lease, or not to exercise an option to terminate a lease, it considers all relevant facts and circumstances that create an economic incentive for the Company to exercise the option to extend the lease, or not to exercise the option to terminate the lease. The Company revises the lease term if there is a change in the non-cancellable period of a lease.



**NOTES FORMING PART OF THE FINANCIAL STATEMENTS
FOR THE YEAR ENDED MARCH 31, 2023**

The discount rate is generally based on the incremental borrowing rate specific to the lease being evaluated or for a portfolio of leases with similar characteristics.

- **Biological Assets**

Management uses inputs relating to production and market prices in determining the fair value biological assets.

4. Measurement of fair values

The Company's accounting policies and disclosures require the measurement of fair values for both, financial and non-financial assets and liabilities.

The Company has an established control framework with respect to the measurement of fair values. The management regularly reviews significant unobservable inputs and valuation adjustments. If third party information, such as broker quotes or pricing services, is used to measure fair values, then the management assesses the evidence obtained from the third parties to support the conclusion that such valuations meet the requirements of Ind AS, including the level in the fair value hierarchy in which such valuations should be classified.

When measuring the fair value of a financial asset or a financial liability, the Company uses observable market data as far as possible. Fair values are categorised into different levels in a fair value hierarchy based on the inputs used in the valuation techniques as follows:

- *Level 1:* quoted prices (unadjusted) in active markets for identical assets or liabilities.
- *Level 2:* inputs other than quoted prices included in Level 1 that are observable for the asset or liability, either directly (i.e. as prices) or indirectly (i.e. derived from prices).
- *Level 3:* inputs for the asset or liability that are not based on observable market data (unobservable inputs).

If the inputs used to measure the fair value of an asset or a liability fall into different levels of the fair value hierarchy, then the fair value measurement is categorised in its entirety in the same level of the fair value hierarchy as the lowest level input that is significant to the entire measurement.

The Company recognises transfers between levels of the fair value hierarchy at the end of the reporting period during which the change has occurred.



**NOTES FORMING PART OF THE FINANCIAL STATEMENTS
FOR THE YEAR ENDED MARCH 31, 2023****5. Recent pronouncements**

Ministry of Corporate Affairs (“MCA”) notifies new standard or amendments to the existing standards under Companies (Indian Accounting Standards) Rules as issued from time to time. On March 31, 2023, MCA amended the Companies (Indian Accounting Standards) Rules, 2015 by issuing the Companies (Indian Accounting Standards) Amendment Rules, 2023, applicable from April 1, 2023, as below:

Ind AS 1 – Presentation of Financial Statements

The amendments require companies to disclose their material accounting policies rather than their significant accounting policies. Accounting policy information, together with other information, is material when it can reasonably be expected to influence decisions of primary users of general-purpose financial statements. The Company does not expect this amendment to have any significant impact in its financial statements.

Ind AS 12 – Income Taxes

The amendments clarify how companies account for deferred tax on transactions such as leases and decommissioning obligations. The amendments narrowed the scope of the recognition exemption in paragraphs 15 and 24 of Ind AS 12 (recognition exemption) so that it no longer applies to transactions that, on initial recognition, give rise to equal taxable and deductible temporary differences. The Company is evaluating the impact, if any, in its financial statements.

Ind AS 8 – Accounting Policies, Changes in Accounting Estimates and Errors

The amendments will help entities to distinguish between accounting policies and accounting estimates. The definition of a change in accounting estimates has been replaced with a definition of accounting estimates. Under the new definition, accounting estimates are “monetary amounts in financial statements that are subject to measurement uncertainty”. Entities develop accounting estimates if accounting policies require items in financial statements to be measured in a way that involves measurement uncertainty. The Company does not expect this amendment to have any significant impact in its financial statements.

Ind AS 41 – Annual Improvements to Ind AS (2022)

The amendment removes the requirements in Ind AS 41 for entities to exclude cash flows for taxation and measuring fair values. This aligns the fair value measurement in Ind AS 41 with the requirements of Ind AS 113, Fair value measurements.



**NOTES FORMING PART OF THE FINANCIAL STATEMENTS
FOR THE YEAR ENDED MARCH 31, 2023****6. Significant accounting policies****A. Revenue****i. Sale of goods**

Revenue towards satisfaction of a performance obligation is measured at the amount of transaction price (net of variable consideration) allocated to that performance obligation. The transaction price of goods sold and services rendered is net of variable consideration on account of various discounts and schemes offered by the Company as part of the contract. Revenue is recognised when significant risks and rewards of ownership in the goods are transferred to the buyer as per the terms of contracts and no significant uncertainty exists regarding the amount of the consideration that will be derived from the sale of the goods.

ii. Dividend income

Dividend income is recognized only when the right to receive the same is established, it is probable that the economic benefits associated with the dividend will flow to the Company, and the amount of dividend can be measured reliably.

iii. Interest income

For all financial instruments measured at amortised cost, interest income is recorded using the effective interest rate (EIR), which is the rate that discounts the estimated future cash payments or receipts through the expected life of the financial instruments or a shorter period, where appropriate, to the net carrying amount of the financial assets. Interest income is included in other income in the statement of profit or loss.

B. Foreign Currency**Transactions and balances**

Transactions in foreign currencies are translated into the respective functional currencies of the Company at the exchange rates at the dates of the transactions or an average rate if the average rate approximates the actual rate at the date of the transaction.

Foreign currency transactions are recorded on initial recognition in the functional currency, using the exchange rate at the date of the transaction. At each balance sheet date, foreign currency monetary items are reported using the closing exchange rate. Exchange differences that arise on settlement of monetary items or on reporting at each balance sheet date of the Company's monetary items at the closing rate are recognized as income and expenses in the period in which they arise.



**NOTES FORMING PART OF THE FINANCIAL STATEMENTS
FOR THE YEAR ENDED MARCH 31, 2023**

Non-monetary items that are measured in terms of historical cost in a foreign currency are translated using the exchange rates at the dates of transactions. Non-monetary items that are measured at fair value in a foreign currency shall be translated using the exchange rates at the date when the fair value was measured.

Exchange differences are generally recognised in profit or loss.

C. Employee benefits**i. Short term employee benefits**

All employee benefits payable wholly within twelve months of rendering services are classified as short-term employee benefits. Short-term employee benefits are expensed as the related service is provided. A liability is recognised for the amount expected to be paid if the Company has a present legal or constructive obligation to pay this amount as a result of past service provided by the employee and the obligation can be estimated reliably.

Short-term benefits such as salaries, wages, short-term compensation absences, etc., are determined on an undiscounted basis and recognized in the period in which the employee renders the related service.

ii. Defined contribution plans

Obligations for contributions to defined contribution plans such as Provident Fund and Family pension maintained with Regional Provident Fund Office are expensed as the related service is provided.

iii. Defined benefit plans

The following post - employment benefit plans are covered under the defined benefit plans:

- The Company pays provident fund contributions to publicly administered provident funds as per local regulations. The Company has no further payment obligations once the contributions have been paid. The contributions are accounted for as defined contribution plans and the contributions are recognised as employee benefit expense when they are due.
- Gratuity Fund

The Company provides for gratuity, a defined benefit retirement plan covering eligible employees. The Gratuity Plan provides a lump-sum payment to vested employees at retirement, death, incapacitation or termination of employment, of an amount based on the respective employee's salary and the tenure of employment with the Company. The calculation of defined benefit obligations is performed annually by a qualified actuary using the projected unit credit method. When the calculation results in a potential asset for the Company, the recognised asset is limited to the present value of economic benefits



**NOTES FORMING PART OF THE FINANCIAL STATEMENTS
FOR THE YEAR ENDED MARCH 31, 2023**

available in the form of any future refunds from the plan or reductions in future contributions to the plan.

Remeasurement gains and losses arising from experience adjustments and changes in actuarial assumptions are recognized in the period in which they occur, directly in other comprehensive income (OCI). They are included in retained earnings in the statement of changes in equity and in the balance sheet.

iv. Other long-term employee benefits

Liability toward Long-term Compensated Absences is provided for on the basis of an actuarial valuation, using the Projected Unit Credit Method, as at the date of the Balance Sheet. Actuarial gains / losses comprising of experience adjustments and the effects of changes in actuarial assumptions are immediately recognised in the Statement of Profit and Loss.

v. Terminal Benefits

All terminal benefits are recognized as an expense in the period in which they are incurred.

D. Income Tax

Income tax expense comprises current and deferred tax. It is recognised in net profit in the statement of profit or loss except to the extent that it relates to a business combination or items recognised directly in equity or in other comprehensive income.

i. Current tax

Current tax is the amount of tax payable (recoverable) in respect of the taxable profit / (tax loss) for the year determined in accordance with the provisions of the Income Tax Act, 1961. Current income tax for current and prior periods is recognized at the amount expected to be paid to or recovered from the tax authorities, using tax rates and tax laws that have been enacted or substantively enacted at the reporting date.

Current tax assets and liabilities are offset only if, the Company:

- a) has a legally enforceable right to set off the recognised amounts; and
- b) intends either to settle on a net basis, or to realise the asset and settle the liability simultaneously.



**NOTES FORMING PART OF THE FINANCIAL STATEMENTS
FOR THE YEAR ENDED MARCH 31, 2023**

ii. Deferred tax

Deferred tax is recognised in respect of temporary differences between the carrying amounts of assets and liabilities for financial reporting purposes and the amounts used for taxation purposes. Deferred tax is not recognised for:

- temporary differences on the initial recognition of assets or liabilities in a transaction that is not a business combination and that affects neither accounting nor taxable profit or loss;
- temporary differences related to investments in subsidiaries and associates to the extent that the Company is able to control the timing of the reversal of the temporary differences and it is probable that they will not reverse in the foreseeable future; and
- taxable temporary differences arising on the initial recognition of goodwill.

Deferred tax assets are recognised for unused tax losses, unused tax credits and deductible temporary differences to the extent that it is probable that future taxable profits will be available against which they can be used. Deferred tax assets are reviewed at each reporting date and are reduced to the extent that it is no longer probable that the related tax benefit will be realised; such reductions are reversed when the probability of future taxable profits improves. Unrecognized deferred tax assets are reassessed at each reporting date and recognised to the extent that it has become probable that future taxable profits will be available against which they can be used.

Deferred tax assets and liabilities are measured at the tax rates that are expected to apply in the year when the asset is realized or the liability is settled, based on tax rates (and tax laws) that have been enacted or substantively enacted at the reporting date.

The measurement of deferred tax reflects the tax consequences that would follow from the manner in which the Company expects, at the reporting date, to recover or settle the carrying amount of its assets and liabilities.

Deferred tax assets and liabilities are offset only if:

- a) the entity has a legally enforceable right to set off current tax assets against current tax liabilities; and
- b) the deferred tax assets and the deferred tax liabilities relate to income taxes levied by the same taxation authority on the same taxable entity.

E. Inventories

Inventories are carried in the balance sheet as follows:

- (a) Raw materials, Packing materials, Stock-in-Trade and Stores & Spares: At lower of cost, on weighted average basis and net realisable value.



**NOTES FORMING PART OF THE FINANCIAL STATEMENTS
FOR THE YEAR ENDED MARCH 31, 2023**

- (b) Work-in-progress-Manufacturing: At lower of cost of materials, plus appropriate production overheads and net realisable value.
- (c) Finished Goods-Manufacturing: At lower of cost of materials, plus appropriate production overheads and net realisable value.

The cost of inventories have been computed to include all cost of purchases, cost of conversion and other related costs incurred in bringing the inventories to the present location and condition. Slow and non-moving material, obsolescence, defective inventories are duly provided for and valued at net realizable value. Goods and materials in transit are valued at actual cost incurred upto the date of balance sheet. Materials and supplies held for use in the production of inventories are not written down if the finished products in which they will be used are expected to be sold at or above cost.

F. Property, plant and equipment**i. Recognition and measurement**

Items of property, plant and equipment are measured at cost less accumulated depreciation and any accumulated impairment losses, if any.

The cost of an item of property, plant and equipment comprises:

- a) its purchase price, including import duties and non-refundable purchase taxes, after deducting trade discounts and rebates.
- b) any costs directly attributable to bringing the asset to the location and condition necessary for it to be capable of operating in the manner intended by management.
- c) the initial estimate of the costs of dismantling and removing the item and restoring the site on which it is located, the obligation for which an entity incurs either when the item is acquired or as a consequence of having used the item during a particular period for purposes other than to produce inventories during that period.

Income and expenses related to the incidental operations, not necessary to bring the item to the location and condition necessary for it to be capable of operating in the manner intended by management, are recognised in the statement of profit or loss.

If significant parts of an item of property, plant and equipment have different useful lives, then they are accounted and depreciated for as separate items (major components) of property, plant and equipment.

Any gain or loss on disposal of an item of property, plant and equipment is recognised in the statement of profit or loss.



**NOTES FORMING PART OF THE FINANCIAL STATEMENTS
FOR THE YEAR ENDED MARCH 31, 2023****ii. Subsequent expenditure**

Subsequent expenditure is capitalised only if it is probable that the future economic benefits associated with the expenditure will flow to the Company.

iii. Depreciation/ Amortization

Depreciation on tangible fixed assets is provided in accordance with the provisions of Schedule II of the Companies Act, 2013, on Straight Line Method. Depreciation on additions / deductions is calculated on pro rata basis from/up to the month of additions/deductions. The estimated useful lives, residual values and depreciation method are reviewed at the end of each reporting period, with the effect of any changes in estimate accounted for on a prospective basis. In case of the following category of property, plant and equipment, the depreciation has been provided based on the technical specifications, external & internal assessment, requirement of refurbishments and past experience of the remaining useful life which is different from the useful life as specified in Schedule II to the Act:

- (a) Plant and Machinery: 20 years
- (b) Plant & Machinery using for cultivation and Dairy Farming activities: 5 to 10 years.
- (c) Computer Hardware: Depreciated over its estimated useful life of 4 years.
- (d) Leasehold improvements and equipments: Amortised over the Primary lease period.

Assets costing less than Rs. 5,000 are fully depreciated in the year of purchase/acquisition.

G. Borrowing costs

Borrowing costs that are directly attributable to the acquisition or construction of a qualifying asset that necessarily takes a substantial period of time to get ready for its intended use are capitalised as part of the cost of that asset till the date it is ready for its intended use or sale. Other borrowing costs are recognised as an expense in the period in which they are incurred.

Borrowing costs consist of interest and other costs that an entity incurs in connection with the borrowing of funds. Borrowing cost also includes exchange difference to the extent regarded as an adjustment to the borrowing costs.

H. Segment reporting

Operating segments are reported in a manner consistent with the internal reporting provided to the chief operating decision maker.



**NOTES FORMING PART OF THE FINANCIAL STATEMENTS
FOR THE YEAR ENDED MARCH 31, 2023****I. Intangible assets****Recognition and measurement**

Intangible assets are recognized when it is probable that the future economic benefits that are attributable to the assets will flow to the Company and the cost of the asset can be measured reliably.

Intangible assets viz. Grant of Licenses and Computer software, which are acquired by the Company and have finite useful lives are measured at cost less accumulated amortisation and any accumulated impairment losses, if any.

Amortisation

Amortisation is calculated to write off the cost of intangible assets less their estimated residual values using the straight-line method over their estimated useful lives, and is generally recognised in the statement of profit or loss, except in the case of certain intangibles, as per the provisions of various schemes of amalgamation.

The intangible assets are amortised over the estimated useful lives as given below:

- Grant of licenses	: 10 years
- Computer Software	: 6 years

Amortisation methods, useful lives and residual values are reviewed at each reporting date and adjusted if appropriate.

J. Financial Instruments

A financial instrument is any contract that gives rise to a financial asset of one entity and a financial liability or equity instrument of another entity. Financial instruments also include derivative contracts such as foreign currency foreign exchange forward contracts, interest rate swaps and currency options and embedded derivatives in the host contract.

Financial instruments also cover contracts to buy or sell a non-financial item that can be settled net in cash or another financial instrument, or by exchanging financial instruments, as if the contracts were financial instruments, with the exception of contracts that were entered into and continue to be held for the purpose of the receipt or delivery of a non-financial item in accordance with the entity's expected purchase, sale or usage requirements.

Derivatives are currently recognized at fair value on the date on which the derivative contract is entered into and are subsequently re-measured to their fair value at the end of each reporting period.



**NOTES FORMING PART OF THE FINANCIAL STATEMENTS
FOR THE YEAR ENDED MARCH 31, 2023****i. Financial assets****Classification**

The Company classifies its financial assets in the following measurement categories:

- Where assets are measured at fair value, gains and losses are either recognized entirely in the Statement of Profit and Loss (i.e. fair value through profit or loss), or recognized in Other Comprehensive Income (i.e. fair value through other comprehensive income), where permissible.
- A financial asset that meets the following two conditions is measured at amortized cost (net of any write down for impairment) unless the asset is designated at fair value through profit or loss under the fair value option.

Business model test: The objective of the Company's business model is to hold the financial asset to collect the contractual cash flows (rather than to sell the instrument prior to its contractual maturity to realize its fair value changes).

Cash flow characteristics test: The contractual terms of the financial asset give rise on specified dates to cash flows that are solely payments of principal and interest on the principal amount outstanding.

Initial recognition & measurement

At initial recognition, the Company measures a financial asset at fair value plus, in the case of a financial asset not recorded at fair value through the Statement of Profit or Loss, transaction costs that are attributable to the acquisition of the financial asset except for trade receivables which are initially measured at transaction price.

Derecognition

A financial asset (or, where applicable, a part of a financial asset or part of a Company of similar financial assets) is primarily derecognised (i.e. removed from the Company's balance sheet) when:

- The rights to receive cash flows from the asset have expired, or
- The Company has transferred its rights to receive cash flows from the asset or has assumed an obligation to pay the received cash flows in full without material delay to a third party under a 'pass-through' arrangement; and either (a) the Company has transferred substantially all the risks and rewards of the asset, or (b) the Company has neither transferred nor retained substantially all the risks and rewards of the asset, but has transferred control of the asset.



**NOTES FORMING PART OF THE FINANCIAL STATEMENTS
FOR THE YEAR ENDED MARCH 31, 2023**

When the Company has transferred its rights to receive cash flows from an asset or has entered into a pass-through arrangement, it evaluates if and to what extent it has retained the risks and rewards of ownership. When it has neither transferred nor retained substantially all of the risks and rewards of the asset, nor transferred control of the asset, the Company continues to recognise the transferred asset to the extent of the Company's continuing involvement. In that case, the Company also recognises an associated liability. The transferred asset and the associated liability are measured on a basis that reflects the rights and obligations that the Company has retained.

Continuing involvement that takes the form of a guarantee over the transferred asset is measured at the lower of the original carrying amount of the asset and the maximum amount of consideration that the Company could be required to repay.

Impairment of financial assets

In accordance with Ind AS 109, the Company applies expected credit loss (ECL) model for measurement and recognition of impairment loss on the following financial assets and credit risk exposure:

- a) Financial assets that are debt instruments and are measured at amortised cost e.g., loans, debt securities, deposits and bank balance.
- b) Trade receivables - The application of simplified approach does not require the Company to track changes in credit risk. Rather, it recognises impairment loss allowance based on lifetime ECLs at each reporting date, right from its initial recognition. Trade receivables are tested for impairment on a specific basis after considering the sanctioned credit limits, security like letters of credit, security deposit collected etc. and expectations about future cash flows.

ii. Financial liabilities**Classification**

Financial liabilities and equity instruments issued by the Company are classified according to the substance of the contractual arrangements entered into and the definitions of a financial liability and an equity instrument.

The Company classifies all financial liabilities as subsequently measured at amortised cost, except for financial liabilities at fair value through the Statement of Profit and Loss. Such liabilities, including derivatives that are liabilities, shall be subsequently measured at fair value.



**NOTES FORMING PART OF THE FINANCIAL STATEMENTS
FOR THE YEAR ENDED MARCH 31, 2023****Initial recognition and measurement**

Financial liabilities are recognised when the Company becomes a party to the contractual provisions of the instrument. Financial liabilities are classified, at initial recognition, as financial liabilities at fair value through profit or loss, loans and borrowings, payables, or as derivatives designated as hedging instruments in an effective hedge, as appropriate.

All financial liabilities are recognised initially at fair value and, in the case of loans and borrowings and payables, net of directly attributable and incremental transaction cost.

Amortised cost is calculated by taking into account any discount or premium on acquisition and fees or costs that are an integral part of the EIR. The EIR amortisation is included as finance costs in the statement of profit and loss.

The Company's financial liabilities include trade and other payables, loans and borrowings including bank overdrafts, financial guarantee contracts and derivative financial instruments.

Derecognition

A financial liability is derecognised when the obligation under the liability is discharged or cancelled or expires. When an existing financial liability is replaced by another liability from the same lender on substantially different terms, or the terms of an existing liability are substantially modified, such an exchange or modification is treated as the derecognition of the original liability and the recognition of a new liability. The difference in the respective carrying amounts is recognized in the statement of profit and loss.

Offsetting of financial instruments

Financial assets and financial liabilities are offset and the net amount is reported in the balance sheet if there is a currently enforceable legal right to offset the recognised amounts and there is an intention to settle on a net basis, to realise the assets and settle the liabilities simultaneously.

K. Provisions and contingent liabilities

Provisions are recognized when there is a present obligation (legal or constructive) as a result of a past event, it is probable that an outflow of resources embodying economic benefits will be required to settle the obligation and a reliable estimate can be made of the amount of the obligation.

The expenses relating to a provision is presented in the Statement of Profit and Loss net of any reimbursement.



**NOTES FORMING PART OF THE FINANCIAL STATEMENTS
FOR THE YEAR ENDED MARCH 31, 2023**

If the effect of the time value of money is material, provisions are determined by discounting the expected future cash flows specific to the liability. The unwinding of the discount is recognised as finance cost.

A provision for onerous contracts is measured at the present value of the lower of the expected cost of terminating the contract and the expected net cost of continuing with the contract. Before a provision is established, the Company recognises any impairment loss on the assets associated with that contract.

A disclosure for a contingent liability is made when there is a possible obligation or a present obligation that may, but will probably not, require an outflow of resources. When there is a possible obligation of a present obligation in respect of which the likelihood of outflow of resources is remote, no provision disclosure is made.

A contingent asset is not recognised but disclosed in the financial statements where an inflow of economic benefit is probable.

Commitments includes the amount of purchase order (net of advance) issued to parties for completion of assets.

Provisions, contingent assets, contingent liabilities and commitments are reviewed at each balance sheet date.

L. Leases

A contract is, or contains, a lease if the contract conveys the right to control the use of an identified asset for a period of time in exchange for consideration.

The Company recognises right-of-use asset representing its right to use the underlying asset for the lease term at the lease commencement date. The cost of the right-of-use asset measured at inception shall comprise of the amount of the initial measurement of the lease liability adjusted for any lease payments made at or before the commencement date less any lease incentives received, plus any initial direct costs incurred and an estimate of costs to be incurred by the lessee in dismantling and removing the underlying asset or restoring the underlying asset or site on which it is located. The right-of-use assets is subsequently measured at cost less any accumulated depreciation, accumulated impairment losses, if any and adjusted for any remeasurement of the lease liability. The right-of-use assets is depreciated using the straight-line method from the commencement date over the shorter of lease term or useful life of right-of-use asset. The estimated useful lives of right-of use assets are determined on the same basis as those of property, plant and equipment. Right-of-use assets are tested for impairment whenever there is any indication that their carrying amounts may not be recoverable. Impairment loss, if any, is recognised in the statement of profit and loss.

The Company measures the lease liability at the present value of the lease payments that are not paid at the commencement date of the lease. The lease payments are discounted using the



**NOTES FORMING PART OF THE FINANCIAL STATEMENTS
FOR THE YEAR ENDED MARCH 31, 2023**

interest rate implicit in the lease, if that rate can be readily determined. If that rate cannot be readily determined, the Company uses incremental borrowing rate. For leases with reasonably similar characteristics, the Company, on a lease by lease basis, may adopt either the incremental borrowing rate specific to the lease or the incremental borrowing rate for the portfolio as a whole. The lease payments shall include fixed payments, variable lease payments, residual value guarantees, exercise price of a purchase option where the Company is reasonably certain to exercise that option and payments of penalties for terminating the lease, if the lease term reflects the lessee exercising an option to terminate the lease. The lease liability is subsequently remeasured by increasing the carrying amount to reflect interest on the lease liability, reducing the carrying amount to reflect the lease payments made and remeasuring the carrying amount to reflect any reassessment or lease modifications or to reflect revised in-substance fixed lease payments. The Company recognises the amount of the re-measurement of lease liability due to modification as an adjustment to the right-of-use asset and statement of profit and loss depending upon the nature of modification. Where the carrying amount of the right-of-use asset is reduced to zero and there is a further reduction in the measurement of the lease liability, the Company recognises any remaining amount of the re-measurement in statement of profit and loss.

The Company has elected not to apply the requirements of Ind AS 116 Leases to short-term leases of all assets that have a lease term of 12 months or less and leases for which the underlying asset is of low value. The lease payments associated with these leases are recognized as an expense on a straight-line basis over the lease term.

Company as a lessor

At the inception of the lease the Company classifies each of its leases as either an operating lease or a finance lease.

To classify each lease, the Company makes an overall assessment of whether the lease transfers substantially all of the risks and awards incidental to ownership of the underlying asset. If this is the case, then the lease is a finance lease; if not then it is an operating lease. The Company recognises lease payments received under operating leases as income on a straight- line basis over the lease term.

M. Impairment of non-financial assets

The carrying values of assets/cash generating units at each balance sheet date are reviewed for impairment if any indication of impairment exists. If the carrying amount of the assets exceed the estimated recoverable amount, an impairment is recognised for such excess amount.

The recoverable amount is the greater of the net selling price and their value in use. Value in use is arrived at by discounting the future cash flows to their present value based on an appropriate discount factor that reflects current market assessments of the time value of money and the risk specific to the asset.



**NOTES FORMING PART OF THE FINANCIAL STATEMENTS
FOR THE YEAR ENDED MARCH 31, 2023**

When there is an indication that an impairment loss recognised for an asset (other than a revalued asset) in earlier accounting periods which no longer exists or may have decreased, such reversal of impairment loss is recognised in the Statement of Profit and Loss, to the extent the amount was previously charged to the Statement of Profit and Loss. In case of revalued assets, such reversal is not recognized.

N. Cash and cash equivalents

Cash and cash equivalent in the balance sheet comprise cash at banks and on hand and short-term deposits with an original maturity of three months or less, which are subject to an insignificant risk of changes in value.

For the purpose of the statement of cash flows, cash and cash equivalents consist of cash and short-term deposits, as defined above, net of outstanding bank overdrafts as they are considered an integral part of the Company's cash management.

O. Government Grants

Grants are recognized when there is reasonable assurance that the grant will be received and all attached conditions will be complied with.

When the grant relates to an asset, the cost of the asset is shown at gross value and grant thereon is treated as a deferred grant which is recognized as income in the Statement of Profit and Loss over the period and in proportion in which depreciation is charged.

Revenue grants are recognized in the Statement of Profit and Loss in the same period as the related cost which they are intended to compensate are accounted for.

P. Earnings Per Share ("EPS")

The basic Earnings Per Share ("EPS") is computed by dividing the net profit / (loss) after tax for the year attributable to the equity shareholders by the weighted average number of equity shares outstanding during the year.

For the purpose of calculating diluted earnings per share, net profit/(loss) after tax for the year attributable to the equity shareholders and the weighted average number of equity shares outstanding during the year are adjusted for the effects of all dilutive potential equity shares.

Q. Biological assets

Biological assets are measured at fair value less costs to sell, with any change therein recognized in the Statement of Profit and Loss.



NOTES FORMING PART OF THE FINANCIAL STATEMENTS FOR THE YEAR ENDED MARCH 31, 2023

Note 2 Property, plant & equipment

PARTICULARS	Rs. in lakhs						
	Buildings	Plant and Machinery	Furniture and Fixtures	Vehicles	Office & Other Equipment	Leasehold Improvements	Total
As at March 31, 2023							
Gross Block							
As at April 1, 2022	2,711.56	484.59	11.98	169.94	428.04	70.43	3,876.54
Additions	50.35	279.10	4.62	49.76	43.91	-	427.74
Disposals	-	-	-	(9.43)	-	-	(9.43)
As at March 31, 2023	2,761.91	763.69	16.60	210.27	471.95	70.43	4,294.85
Accumulated Depreciation							
As at April 1, 2022	380.84	71.99	3.11	47.77	132.40	10.87	646.98
Charge for the year	132.13	32.79	1.49	23.51	47.28	2.90	240.10
Disposals	-	-	-	(4.86)	-	-	(4.86)
As at March 31, 2023	512.97	104.78	4.60	66.42	179.68	13.77	882.22
Net Block as at March 31, 2023	2,248.94	658.91	12.00	143.85	292.27	56.66	3,412.63
As at March 31, 2022							
Gross Block							
As at April 1, 2021	2,580.50	424.10	10.28	141.03	387.23	70.43	3,613.57
Additions	131.06	62.00	1.70	28.91	42.52	-	266.19
Disposals	-	(1.51)	-	-	(1.71)	-	(3.22)
As at March 31, 2022	2,711.56	484.59	11.98	169.94	428.04	70.43	3,876.54
Accumulated Depreciation							
As at April 1, 2021	253.27	43.77	2.02	29.17	90.02	7.97	426.22
Charge for the year	127.57	29.73	1.09	18.60	42.90	2.90	222.79
Disposals	-	(1.51)	-	-	(0.52)	-	(2.03)
As at March 31, 2022	380.84	71.99	3.11	47.77	132.40	10.87	646.98
Net Block as at March 31, 2022	2,330.72	412.60	8.87	122.17	295.64	59.56	3,229.56



Note 3 Capital Work In Progress

Rs. in Lakhs

PARTICULARS	Amount
As at March 31, 2023	
Cost	
At April 1, 2022	8.53
Additions during the year	318.86
Capitalised during the year	288.71
As at March 31, 2023	38.68
As at March 31, 2022	
At April 1, 2021	16.46
Additions during the year	8.53
Capitalised during the year	16.46
As at March 31, 2022	8.53

**Capital Work in progress Ageing Schedule
As at March 31, 2023**

Rs. in Lakhs

PARTICULARS	Amount in CWIP for a period of				Total
	Less than 1 year	1 - 2 years	2-3 years	More than 3 years	
Projects in progress	38.68	-	-	-	38.68
Projects temporarily suspended	-	-	-	-	-
Total	38.68	-	-	-	38.68

As at March 31, 2022

Rs. in Lakhs

PARTICULARS	Amount in CWIP for a period of				Total
	Less than 1 year	1 - 2 years	2-3 years	More than 3 years	
Projects in progress	8.53	-	-	-	8.53
Projects temporarily suspended	-	-	-	-	-
Total	8.53	-	-	-	8.53

The Company does not have any CWIP which is overdue or has exceeded its cost compared to its original plan and hence CWIP completion schedule is not applicable.



Note 4 : Right-of-use assets

	Rs. in Lakhs	
	Land and Buildings	TOTAL
Cost		
As at April 1, 2022	100.24	100.24
Additions	-	-
Disposals/Adjustment	-	-
Balance at March 31, 2023	100.24	100.24
Accumulated depreciation and impairment		
As at April 1, 2022	15.04	15.04
Depreciation	4.90	4.90
Lease Adjustments	-	-
Eliminated on disposals of assets	-	-
Balance at March 31, 2023	19.94	19.94
Carrying amounts		
As at April 1, 2022	85.20	85.20
Balance at March 31, 2023	80.30	80.30

Breakdown of lease expenses

	Rs. in Lakhs	
	Year ended March 31, 2023	Year ended March 31, 2022
Short-term lease expense	17.97	11.10
Low value lease expense	-	-
Total lease expense	17.97	11.10

Cash outflow on leases

	Rs. in Lakhs	
	Year ended March 31, 2023	Year ended March 31, 2022
Repayment of lease liabilities	(0.81)	1.19
Interest on lease liabilities	11.58	11.48
Short-term lease expense	17.97	11.10
Low value lease expense	-	-
Total cash outflow on leases	28.74	21.39

Maturity analysis - Undiscounted Cash flow

		Rs. in Lakhs			Weighted average effective interest rate %
		Less than 1 year	1 and 5 years	Over 5 years	
31 March 2023					
Lease liabilities related to					
Land and Buildings	298.88	11.32	51.03	236.53	6%
31 March 2022					
Lease liabilities related to					
Land and Buildings	309.64	10.77	48.65	250.22	9%

Operating Lease:

The Company's leasing arrangements are in respect of operating leases for premises occupied by the Company. These leasing arrangements are renewable on a periodic basis by mutual consent on mutually acceptable terms.



Note 5 Intangible Assets

Rs. in Lakhs

PARTICULARS	Computer Software	Total
Gross Block		
As at April 1, 2022	7.52	7.52
Additions	-	-
As at March 31, 2023	7.52	7.52
Accumulated amortisation		
As at April 1, 2022	2.71	2.71
Charge for the year	1.22	1.22
As at March 31, 2023	3.93	3.93
Net Block as at March 31, 2023	3.59	3.59
Gross Block		
As at April 1, 2021	7.52	7.52
Additions	-	-
As at March 31, 2022	7.52	7.52
Accumulated amortisation		
As at April 1, 2021	1.49	1.49
Charge for the year	1.22	1.22
As at March 31, 2022	2.71	2.71
Net Block as at March 31, 2022	4.81	4.81



Note 6 Biological Assets

A. Reconciliation of carrying amount
March 31, 2023

Particulars	Cattles		Rs. in lakhs	
	Qty.	Amount	Qty.	Amount
Balance as at April 1, 2022	1,107	834.36		
Add:				
Purchases	132	45.60		
Production/ Cost of Development	442	365.64		
Less:				
Sales / Disposals	(478)	(282.56)		
Change in fair value less cost to sell:				
Realised - Mortality	-	(23.66)		
Realised - through Sale	-	(43.97)		
Unrealised	-	62.55		
Unrealised	-	(42.24)		
Balance as at March 31, 2023	1,203	939.38		

March 31, 2022

Particulars	Cattles		Rs. in lakhs	
	Qty.	Amount	Qty.	Amount
Balance as at April 1, 2021	965	645.19		
Add:				
Purchases	187	158.76		
Production/ Cost of Development	441	306.91		
Less:				
Sales/ Disposals	(486)	(231.37)		
Change in fair value less cost to sell:				
Realised - Mortality	-	(45.13)		
Realised - through Sale	-	(55.95)		
Unrealised	-	11.25		
Unrealised	-	10.43		
Balance as at March 31, 2022	1,107	834.36		



GODREJ MAXXIMILK PRIVATE LIMITED
NOTES FORMING PART OF THE FINANCIAL STATEMENTS FOR THE YEAR ENDED MARCH 31, 2023

ANNUAL REPORT 2022-23

B. Measurement of Fair value

i. Fair Value hierarchy

The fair value measurements for Cattle has been categorised as Level 3 fair values based on the inputs to valuation technique used.

ii. Level 3 Fair values

The following table shows a break down of the total gains/(losses) recognised in respect of Level 3 fair values-

Particulars	March 31, 2023	March 31, 2022
Gain/(loss) included in 'other operating revenue'		
Change in fair value (realised)	18.58	(44.70)
Change in fair value (unrealised)	(42.24)	(0.43)
Gain included in OCI	-	-
Effect of movements in exchange rates	-	-

iii. Valuation techniques and significant unobservable inputs

Type	Valuation technique	Significant unobservable inputs	Inter-relationship between significant unobservable inputs and fair value measurement
Cattles	Market approach with the help of Valuation certificate	Estimated price impact on age, breed and yield of the Cattle	The estimated fair valuation would increase/(decrease) if - Estimated yield of the cattle is increased or decreased

C. Risk Management strategies related to agricultural activities

The Company is exposed to the following risks relating to its Dairy Farms.

i. Regulatory and environmental risks

The Company is subject to laws and regulations in the country in which it operates. It has established various environmental policies and procedures aimed at compliance with the local environmental and other laws.

ii. Supply and demand risks

The Company is exposed to risks arising from fluctuations in the price and sales volume of milk. Company manages this risk by effective marketing tie up for sales of milk.

iii. Other risks

The Company is exposed to risks arising from fluctuations in yield and health of the cattle. Company manages this risk by effective sourcing and maintenance of cattle.

A reasonably possible change of 10% in valuation at the reporting date would have increased/(decreased) profit or loss by the amounts shown below.

	Profit or (loss) for the year ended March 31, 2022		Profit or (loss) for the year ended March 31, 2023	
	10% increase	10% decrease	10% increase	10% decrease
Estimated change in valuation	93.94	(93.94)	83.44	(83.44)
Cash flow sensitivity (net)	93.94	(93.94)	83.44	(83.44)



	As at March 31, 2023	Rs. in Lakhs As at March 31, 2022
Note 7		
Non Current Trade Receivables		
Credit impaired (Refer note no. 35)	15.42	27.41
Less : Loss allowance	(15.42)	(27.41)
TOTAL	-	-
Note 8		
Other non-current financial assets		
Income receivable (Government Grant)	-	40.29
Security Deposit non current	15.82	8.23
TOTAL	15.82	48.52



Note 9: Movement in deferred tax balances

Movement in deferred tax balances for the year ended March 31, 2023

	Net balance April 1, 2022	Recognised in profit or loss	Recognised directly in equity	Deferred tax asset	Deferred tax liability	Net Deferred tax	Rs. in Lakhs
Deferred tax asset/(liabilities)							
Carried forward Loss	224.37	-	-	224.37	-	-	224.37
Property, plant and equipment. Lease	(45.77)	-	-	(45.77)	-	-	(45.77)
Biological Assets	6.20	-	-	6.20	-	-	6.20
Deferred Tax assets (Liabilities)	191.42	-	-	191.42	-	-	191.42

Movement in deferred tax balances for the year ended March 31, 2022

	Net balance April 1, 2021	Recognised in profit or loss	Recognised directly in equity	Deferred tax asset	Deferred tax liability	Net Deferred tax	Rs. in lakhs
Deferred tax asset/(liabilities)							
Carried forward Loss	224.37	-	-	224.37	-	-	224.37
Property, plant and equipment. Lease	(45.77)	-	-	(45.77)	-	-	(45.77)
Biological Assets	6.20	-	-	6.20	-	-	6.20
Deferred Tax assets (Liabilities)	191.42	-	-	191.42	-	-	191.42

The Company has restricted creation of deferred tax assets to the extent these are available to offset taxes payable on estimated future profits and other taxable temporary differences.

The Company offsets tax assets and liabilities if and only if it has a legally enforceable right to set off current tax assets and current tax liabilities and the deferred tax assets and deferred tax liabilities relate to income taxes levied by the same tax authority.

Significant management judgement is required in determining provision for income tax, deferred income tax assets and liabilities and recoverability of deferred income tax assets. The recoverability of deferred income tax assets is based on estimates of taxable income by each jurisdiction in which the relevant entity operates and the period over which deferred income tax assets will be recovered.



	As at March 31, 2023	Rs. in Lakhs As at March 31, 2022
Note 10		
Other non-current assets		
1. Capital advances	55.05	15.68
TOTAL	55.05	15.68
Note 11		
Inventories		
(Valued at lower of cost and net realizable value)		
1 Raw materials	224.13	286.06
2 Finished goods	76.62	2.99
3 Stock-in-Trade	8.41	8.41
4 Stores and Spares	124.84	101.25
TOTAL	434.00	398.71
Note 12		
Current Trade Receivables		
Unsecured and considered good (refer note 35)	147.72	114.41
TOTAL	147.72	114.41
Note 13		
Cash and cash equivalents		
1 Cash on hand	1.37	1.61
2 Balances with banks:		
Current Accounts	167.93	54.81
3 Bank Fixed Deposit with less than 3 months maturity*	0.11	0.10
TOTAL	169.41	56.52
* Fixed deposit is under lien with bank for overdraft facility.		
Note 14		
Current Loans		
Loans and Advances - Others		
Loans and advances to employees	0.59	0.05
TOTAL	0.59	0.05
Note 15		
Other current financial assets		
1 Non-Trade Receivables	16.19	10.10
2 Security Deposit	2.70	2.80
3 Others	102.57	47.14
TOTAL	121.46	60.04
Note 16		
Other current assets		
1 Advances to suppliers	55.93	9.43
2 Balance with government authorities	4.19	7.73
3 Others	24.63	25.54
TOTAL	84.75	42.70



Note 17

Share Capital

1. Authorised :

50,00,000 (Previous year 50,00,000) Equity shares of the face value of Rs. 10 each

TOTAL

2. Issued, Subscribed and Paid-up:

29,43,369 (Previous year 23,55,133) Equity shares of Rs. 10 each fully paid up.

TOTAL

	As at March 31, 2023	Rs. in Lakhs As at March 31, 2022
	500.00	500.00
TOTAL	500.00	500.00
	294.34	235.51
TOTAL	294.34	235.51

3. Reconciliation of number of shares outstanding at the beginning and end of the year :	As at March 31, 2023		As at March 31, 2022	
	No. of shares	Rs. in Lakhs	No. of shares	Rs. in Lakhs
Equity shares :				
Outstanding at the beginning of the year	2,355,133	235.51	1,178,662	117.87
Shares issued during the year	588,236	58.83	1,176,471	117.64
Outstanding at the end of the year	2,943,369	294.34	2,355,133	235.51

4. Rights, preferences and restrictions attached to Equity shares

Equity Shares: The Company has one class of Equity shares having a face value of Rs. 10 per share. Each share holder is eligible for one vote per share held. All Equity Shareholders are eligible to receive dividends in proportion to their shareholdings. The dividends proposed by the Board of Directors are subject to the approval of the Shareholders in the ensuing Annual General Meeting. In the event of liquidation, the Equity Shareholders are eligible to receive the remaining assets of the Company, after distribution of all preferential amounts, in proportion to their share holding.

5. Shareholders holding more than 5% shares in the company is set out below:

Equity shares	As at March 31, 2023		As at March 31, 2022	
	No. of shares	%	No. of shares	%
1 Godrej Agrovet Limited	2,943,369	100.00%	2,355,133	100.00%

Details of Promoter's shareholding

Promoter Name

1 Godrej Agrovet Limited

As at March 31, 2023		
No of Shares	% of Total Shares	% change
2,943,369	100%	25%

Promoter Name

1 Godrej Agrovet Limited

As at March 31, 2022		
No of Shares	% of Total Shares	% change
2,355,133	100.00%	167%

6. There are no shares reserved for issue under options and no bonus shares were issued during the previous year

Note 18

Other Equity

1. Retained Earnings
2. Securities Premium

TOTAL EQUITY

(3,643.91)	(3,174.83)
7,135.25	5,394.07
3,691.34	2,219.24

Securities Premium

Securities Premium is used to record the premium received on issue of shares. The reserve is utilised in accordance with the provisions of the Companies Act, 2013.



Note 19	Rs. in Lakhs	
	As at March 31, 2023	As at March 31, 2022
Non current- Borrowings		
Term loan from bank (refer note 19.1)	440.00	800.00
TOTAL	440.00	800.00

Note. 19.1 : Term Loan is from Bank and carries Interest Rates of 3 months T Bill + 175 bps. The loan is repayable in 19 quarterly instalments commencing from November 2020. The first 18 installment are of Rs. 90.00 Lakh and last instalment is of Rs. 80.00 Lakh. Accordingly, Rs.360.00 Lakh being re-payable in one year has been disclosed in Note No. 21

Note 20	Rs. in Lakhs	
Non Current Provisions	As at March 31, 2023	As at March 31, 2022
- Provision for compensated absences	1.43	1.28
- Provision for gratuity (refer note 39)	3.43	2.67
Total	4.86	3.95

Note 21	Rs. in Lakhs	
Current borrowings	As at March 31, 2023	As at March 31, 2022
Unsecured		
Inter corporate Deposits from related party	-	826.84
Current maturities of long-term debt - term loan (refer note 19.1)	360.00	360.00
Total	360.00	1,186.84

In the previous year, Inter corporate deposits from related party was repayable on demand, carrying interest at the rate 7.25%.

Note 22	Rs. in Lakhs	
Current -Trade Payables	As at March 31, 2023	As at March 31, 2022
Trade Payables		
a. Total outstanding dues of micro enterprises and small enterprises: (refer note 22.1 and 36)	21.63	10.24
b. Total outstanding dues of creditors other than micro enterprises and small enterprises (refer note 36)	648.75	442.59
Total	670.38	452.83

	Rs. In Lakhs	
A Principal amount remaining unpaid	21.63	10.24
B Interest due thereon	-	-
C Interest paid by the company in term of section 16 of the Micro, Small and Medium Enterprises Development Act, 2006 along with the amount of the payment made to the suppliers beyond the appointed day during the year	-	-
D Interest due and payable for the year of delay in making payment (which have been paid but beyond the appointed day during the year) but without adding the interest specified under Micro, Small and Medium Enterprises Development Act, 2006	-	-
E Interest accrued and remaining unpaid	-	-
F Further interest remaining due and payable even in the succeeding years, until such date when the interest dues as above are actually paid to the small enterprise	-	-

Note 22.1 :Micro enterprise and small enterprises as defined under the Micro, Small and Medium Enterprises Development Act, 2006 (MSMED Act) have been identified by the Company on the basis of the information available with the Company and the auditors have relied on the same.

Note 23	Rs. in Lakhs	
Other financial liabilities	As at March 31, 2023	As at March 31, 2022
1 Security Deposit	-	1.00
2 Non Trade Payables	42.12	38.85
3 Others	16.17	1.76
Total	58.29	41.61

Note 24	Rs. in Lakhs	
Other current liabilities	As at March 31, 2023	As at March 31, 2022
1 Advances from Customers	36.80	10.41
2 Statutory Liabilities	9.23	11.51
Total	46.03	21.92

There are no amounts due to be credited to Investor Education and Protection Fund in accordance with Section 205C of the Companies

Note 25	Rs. in Lakhs	
Current Provisions	As at March 31, 2023	As at March 31, 2022
1 Provision for employee benefits		
- Provision for compensated absences	0.14	0.14
- Provision for gratuity (refer note 39)	0.10	0.04
Total	0.24	0.18



	Rs. in Lakhs	
	For the year ended March 31, 2023	For the year ended March 31, 2022
Note 26		
Revenue from operations		
1 Sale of products	2,058.34	1,332.47
Sale of products (Net)	<u>2,058.34</u>	<u>1,332.47</u>
2 Other operating revenue		
Sale of Scrap and Empties	2.86	1.33
Rebates/Incentives from Government	58.65	48.44
Total	<u>61.51</u>	<u>49.77</u>
Total	<u>2,119.85</u>	<u>1,382.24</u>

Note No. 26.1 Major Product lines

(a) Milk	1,532.88	964.41
(b) Cattle	282.56	231.37
(c) Other miscellaneous items	242.90	136.69
Total	<u>2,058.34</u>	<u>1,332.47</u>

Note. 26.2 There were no discount/rebate/sales returns adjusted with the above sale of products.

Note 27

Other Income

1 Interest income		
(a) Instruments measured at amortised cost		
(i) Interest received on Deposits *	2.07	0.00
(ii) Interest unwinding on Government Grant	3.63	3.83
2 Interest received from Income Tax	0.06	-
3 Claims received	42.38	34.19
4 Liabilities no longer required written back	1.24	0.74
5 Recovery of Provision for doubtful debts (net)	11.98	19.71
6 Net gain/loss on foreign currency transactions and translation	0.34	-
TOTAL	<u>61.70</u>	<u>58.47</u>

* The amount reflected as "0.00" are value with less than One Thousand

Note 28

Cost of materials consumed

a Material at the Commencement of the year	286.06	202.68
b Add : Purchases	1,240.00	1,127.98
	<u>1,526.06</u>	<u>1,330.66</u>
d Less: Material at the Close of the year	224.13	286.06
Total	<u>1,301.93</u>	<u>1,044.60</u>

Note 29

Changes In Inventories of Finished Goods.

1 Stocks at the Commencement of the year

(a) Finished Goods	2.99	1.21
(b) Stock-in-Trade	8.41	29.40
Total Stock at the commencement of the year	<u>11.40</u>	<u>30.61</u>

2 Less : Stocks at the Close of the year

(a) Finished Goods	76.62	2.99
(b) Stock-in-Trade	8.41	8.41
Total Stock at the close of the year	<u>85.03</u>	<u>11.40</u>

Change in the stock of Finished Goods

	<u>(73.63)</u>	<u>19.21</u>
--	----------------	--------------



	Rs. in Lakhs	
	For the year ended March 31, 2023	For the year ended March 31, 2022
Note 30		
Employee benefits expense		
1 Salaries, Wages, Bonus and Allowances	210.59	160.84
2 Contribution to Provident, Gratuity and Other Funds	13.76	18.64
3 Staff Welfare Expense	7.13	5.99
TOTAL	231.48	185.47
Note 31		
Finance Costs		
1 Interest Expense		
i. On Term Loan with Bank	81.66	87.56
ii. On Inter Corporate Deposits	35.13	159.34
iii. On lease liabilities	11.58	11.48
iv. Other	0.03	0.04
TOTAL	128.40	258.42
Note 32		
Depreciation and amortisation Expenses		
1 Depreciation	240.10	222.79
2 Amortization	1.22	1.22
3 Depreciation of Right of Use of Leased Assets	4.90	4.90
TOTAL	246.22	228.91
Note 33		
Other Expenses		
1 Stores and Spares consumed	231.74	195.64
2 Power and Fuel	115.19	103.19
3 Labour Charges and Processing Charges	52.12	56.40
4 Rent	17.97	11.10
5 Rates and Taxes	9.56	33.08
6 <u>Repairs and Maintenance</u>		
(a) Machinery	25.89	24.50
(b) Buildings	16.09	-
(c) Other assets	16.91	14.21
7 Insurance	58.71	49.42
8 Auditor's Remuneration (refer note 33.1)	6.19	5.26
9 Freight	8.08	11.12
10 Bad Debts/Advances Written Off	-	0.30
11 Change in fair value of biological assets - unrealised	42.24	0.43
12 Change in fair value of biological assets - realised	43.98	55.95
13 Professional Fee	55.65	56.65
14 Net gain/loss on foreign currency transactions and translation	-	0.33
15 Loss on sale/discard of Fixed Assets	2.01	0.81
16 Miscellaneous Expenses	114.81	62.92
TOTAL	817.14	681.31
Note No. 33.1: Auditor's Remuneration.		
(a) Audit Fees	2.66	2.66
(b) Audit under Other Statutes	1.77	1.77
(c) Other Services	1.76	0.83
Total	6.19	5.26



Note 34 Earnings per share

Calculation of weighted average number of equity shares - Basic and Diluted

Particulars	March 31, 2023	March 31, 2022
1		
Calculation of weighted average number of equity shares - Basic		
Number of shares at the beginning of the year	2,355,133	1,178,662
Equity shares issued during the year	588,236	1,176,471
Number of equity shares outstanding at the end of the year	2,943,369	2,355,133
Weighted average number of equity shares for the year	2,632,329	1,538,452
2		
Loss attributable to ordinary shareholders (Basic/diluted)		
Loss for the year, attributable to the owners of the Company	(469.08)	(977.81)
Loss for the year, attributable to ordinary shareholders	(469.08)	(977.81)
3		
Basic Earnings per share (Rs.)	(17.82)	(63.56)
4		
Diluted Earnings per share (Rs.)	(17.82)	(63.56)
5		
Nominal Value of Shares (Rs.)	10	10



Note 35

Sr. No.	Ageing of Trade Receivables as at March 31, 2023	Outstanding for following periods from due date of payment					Total
		Not due	Less than 6 months	6 months to 1 year	1 - 2 years	2 - 3 years	
1	Particulars						
2	Undisputed Trade receivables – considered good	74.03	47.83	19.23	5.63	0.00	147.72
3	Undisputed Trade Receivables – credit impaired (PDD)*	-	-	-	0.61	-	15.42
4	Disputed Trade receivables – considered good	-	-	-	-	-	-
	Disputed Trade Receivables – credit impaired (PDD)	-	-	-	-	-	-
	GROSS DEBTORS	74.03	47.83	19.23	6.24	0.00	163.14
Less	Undisputed Provision for Doubtful Debts	-	-	-	0.61	0.00	15.42
Less	Disputed Provision for Doubtful Debts	-	-	-	-	-	-
	NET DEBTORS	74.03	47.83	19.23	5.63	1.00	147.72

* The amount reflected as "0.00" are value with less than One Thousand

Sr. No.	Ageing of Trade Receivables as at March 31, 2022	Outstanding for following periods from due date of payment					Total
		Not due	Less than 6 months	6 months to 1 year	1 - 2 years	2 - 3 years	
1	Particulars						
2	Undisputed Trade receivables – considered good	67.72	31.69	-	-	-	114.41
3	Undisputed Trade Receivables – credit impaired (PDD)	-	-	-	-	27.41	27.41
4	Disputed Trade receivables – considered good	-	-	-	-	-	-
	Disputed Trade Receivables – credit impaired (PDD)	-	-	-	-	-	-
	GROSS DEBTORS	67.72	31.69	-	-	27.41	-
Less	Undisputed Provision for Doubtful Debts	-	-	-	-	27.41	141.82
Less	Disputed Provision for Doubtful Debts	-	-	-	-	27.41	27.41
	NET DEBTORS	67.72	31.69	-	-	15.00	114.41



Note 36

Sr. No.	Ageing of Trade Payables as at March 31, 2023 Particulars	Outstanding for following periods from due date of payment						Total
		Not due	Less than 6 months	6 months to 1 year	1 - 2 years	2 - 3 years	More than 3 years	
1	Add Undisputed Trade payables - MSME	0.18	21.24	0.21	-	-	-	21.63
2	Add Undisputed Trade payables - other than MSME	93.31	358.37	161.50	35.57	0.00	-	648.75
3	Add Disputed Trade Payables - MSME							
4	Add Disputed Trade payables - other than MSME							
	TRADE PAYABLES	93.49	379.61	161.71	35.57	0.00	-	670.38

Rs. in Lakhs

Sr. No.	Ageing of Trade Payables as at March 31, 2022 Particulars	Outstanding for following periods from due date of payment						Total
		Not due	Less than 6 months	6 months to 1 year	1 - 2 years	2 - 3 years	More than 3 years	
1	Add Undisputed Trade payables - MSME	-	10.24	-	-	-	-	10.24
2	Add Undisputed Trade payables - other than MSME	99.26	274.01	69.19	-	0.13	-	442.59
3	Add Disputed Trade Payables - MSME							
4	Add Disputed Trade payables - other than MSME							
	TRADE PAYABLES	99.26	284.25	69.19	-	0.13	-	452.83

Rs. in Lakhs



Note 37.1: Financial Instruments – Fair values and risk management
Note 37.1.1: Accounting classification and fair values

Carrying amounts and fair values of financial assets and financial liabilities, including their levels in the fair value hierarchy, are presented below. It does not include the fair value information for financial assets and financial liabilities not measured at fair value if the carrying amount is a reasonable approximation of fair value.

March 31, 2023	FYTPL	FVOCI	Carrying amount Amortised Cost	Total	Fair value			Total
					Level 1	Level 2	Level 3	
Financial assets								
I. Non Current Financial Assets								
Income receivable (Government Grant)			15.82	15.82				
Security deposits								
II. Current Financial Assets								
1. Trade and other receivables			147.72	147.72				
2. Cash and cash equivalents			168.41	168.41				
3. Short-term loans and advances			0.59	0.59				
4. Other current financial assets			121.46	121.46				
			455.00	455.00				
Financial liabilities								
I. Non Current Financial liabilities								
1. Long term borrowings			440.00	440.00				
2. Lease liabilities recognised			118.19	118.19				
II. Current Financial liabilities								
1. Short term borrowings			360.00	360.00				
2. Lease liabilities recognised			11.32	11.32				
3. Trade and other payables			670.38	670.38				
4. Other financial liabilities			58.29	58.29				
			1,658.18	1,658.18				
March 31, 2022								
Financial assets								
I. Non Current Financial Assets								
Income receivable (Government Grant)			40.29	40.29				
Security deposits			8.23	8.23				
II. Current Financial Assets								
1. Trade and other receivables			114.41	114.41				
2. Cash and cash equivalents			56.52	56.52				
3. Short-term loans and advances			0.05	0.05				
4. Other current financial assets			60.04	60.04				
			279.54	279.54				
Financial liabilities								
I. Non Current Financial liabilities								
Long term borrowings			800.00	800.00				
Lease liabilities recognised			117.93	117.93				
II. Current Financial liabilities								
1. Short term borrowings			1,186.84	1,186.84				
2. Lease liabilities recognised			10.77	10.77				
3. Trade and other payables			452.83	452.83				
4. Other financial liabilities			41.61	41.61				
			2,609.98	2,609.98				

Financial risk management

The Company has exposure to the following risks arising from financial instruments:

- Credit risk;
- Liquidity risk;
- Market risk;
- Risk management framework

The Company's board of directors has overall responsibility for the establishment and oversight of the Company's risk management framework.

The Company's risk management policies are established to identify and analyse the risks faced by the Company, to set appropriate risk limits and controls and to monitor risks and adherence to limits. Risk management policies and systems are reviewed regularly to reflect changes in market conditions and the Company's activities. The Company, through its training and management standards and procedures, aims to maintain a disciplined and constructive control environment in which all employees understand their roles and obligations.

The Board of Directors oversees how management monitors compliance with the company's risk management policies and procedures, and reviews the adequacy of the risk management framework in relation to the risks faced by the Company.



Financial instruments – Fair values and risk management (continued)

Note 37.2: Credit risk

Credit risk is the risk of financial loss to the Company if a customer or counterparty to a financial instrument fails to meet its contractual obligations, and arises principally from the Company's receivables from customers and loans and advances.

The carrying amount of following financial assets represents the maximum credit exposure:

Trade receivables and loans and advances.

The Company's exposure to credit risk is influenced mainly by the individual characteristics of each customer and the geography in which it operates. Credit risk is managed through credit approvals, establishing credit limits and continuously monitoring the creditworthiness of customers to which the Company grants credit terms in the normal course of business.

The Board of Directors has established a credit policy under which each new customer is analysed individually for creditworthiness before the Company's standard payment and delivery terms and conditions are offered.

For trade receivables, the company individually monitors the sanctioned credit limits as against the outstanding balances. Accordingly, the Company makes specific provisions against such trade receivables wherever required and monitors the same at periodic intervals.

The Company monitors each loans and advances given and makes any specific provision wherever required.

The maximum exposure to credit risk for trade and other receivables by type of counterparty was as follows.

	Carrying amount	
	March 31, 2023	March 31, 2022
Trade receivables	147.72	114.41
Domestic		
Distributors	-	-
Other	147.72	114.41
Total of Trade Receivables	147.72	114.41
Total of other Receivables	122.04	60.09

Impairment

The ageing of trade receivables that were not impaired was as follows.

	March 31, 2023	March 31, 2022
Neither past due nor impaired	74.03	67.72
Past due 1-30 days	29.83	21.58
Past due 31-90 days	13.91	5.00
Past due 91-180 days	4.09	5.11
> 180 days	41.28	15.00
	163.14	114.41

The movement in the allowance for impairment in respect of trade and other receivables during the period was as follows:

	March 31, 2023	March 31, 2022
For Trade receivables		
Balance as at April 1	27.41	47.12
Impairment loss recognised / (amount collected-net)	(11.95)	(19.71)
Amounts written off	0.04	-
Balance as at March 31.	15.42	27.41

Cash and cash equivalents

The Company held cash and cash equivalents and other Bank balances of Rs. 169.41 lakh at March 31, 2023 (Previous Year Rs. 56.52 lakh). The cash and cash equivalents are held with bank with good credit rating.



Financial instruments – Fair values and risk management (continued)

Note 37.3: Liquidity risk

Liquidity risk is the risk that the Company will encounter difficulty in meeting the obligations associated with its financial liabilities that are settled by delivering cash or another financial asset. The Company's approach to managing liquidity is to ensure, as far as possible, that it will have sufficient liquidity to meet its liabilities when they are due, under both normal and stressed conditions, without incurring unacceptable losses or risking damage to the Company's reputation.

Exposure to liquidity risk

The following are the remaining contractual maturities of financial liabilities at the reporting date. The amounts are gross and undiscounted, and include estimated interest payments and exclude the impact of netting agreements.

March 31, 2023	Carrying amount	Total	Contractual cash flows				Rs. in Lakhs
			0-6 months	6-12 months	1-2 years	2-5 years	More than 5 years
Non-derivative financial liabilities							
Non current, non derivative financial liabilities							
Term Loan from Bank	440.00	440.00	-	-	360.00	80.00	-
Lease Liabilities recognised	118.19	287.56	-	-	11.85	39.18	236.53
Current, non derivative financial liabilities							
Term loans from banks (Current Maturities)	360.00	360.00	180.00	180.00	-	-	-
Lease Liabilities recognised (Current Maturities)	11.32	11.32	5.66	5.66	-	-	-
Trade and other payables- others	670.38	670.38	670.38	-	-	-	-
Other current financial liabilities	58.29	58.29	58.29	-	-	-	-
Total	1,658.18	1,827.55	914.33	1,056.67	371.85	119.18	236.53
March 31, 2022							
March 31, 2022	Carrying amount	Total	Contractual cash flows				Rs. in Lakhs
			0-6 months	6-12 months	1-2 years	2-5 years	More than 5 years
Non-derivative financial liabilities							
Non current, non derivative financial liabilities							
Term Loan from Bank	800.00	800.00	-	-	360.00	440.00	-
Lease Liabilities recognised	117.93	298.87	-	-	11.32	37.33	250.22
Current, non derivative financial liabilities							
Term loans from banks (Current Maturities)	360.00	360.00	180.00	180.00	-	-	-
Inter corporate deposits received	826.84	826.84	826.84	-	-	-	-
Lease Liabilities recognised (Current Maturities)	10.77	10.77	5.39	5.38	-	-	-
Trade and other payables- others	452.83	452.83	452.83	-	-	-	-
Other current financial liabilities	41.61	41.61	41.61	-	-	-	-
Total	2,609.98	2,790.92	1,506.67	185.38	371.32	477.33	250.22



Financial instruments – Fair values and risk management (continued)
Note 37.4 : Currency Risk

Market risk

Market risk is the risk that changes in market prices – such as foreign exchange rates, interest rates and equity prices – will affect the Company's income or the value of its holdings of financial instruments. The objective of market risk management is to manage and control market risk exposures within acceptable parameters, while optimising the return.

Our Board of Directors and its Audit Committee are responsible for overseeing our risk assessment and management policies. Our major market risks of foreign exchange, interest rate and counter-party risk are managed centrally by our Holding Company treasury department, which evaluates and exercises independent control over the entire process of market risk management.

We have a written treasury policy, and reconciliations of our positions with our counter-parties are performed at regular intervals. The Company adopts a policy of ensuring that between 80% and 90% of its interest rate risk exposure is at a fixed rate. And hence, interest rate risk is covered by entering into fixed-rate instruments to ensure variability in cash flows attributable to interest rate risk is minimised.

Currency risk

The functional currency of Company is primarily the local currency in which it operates. The currencies in which these transactions are primarily denominated are INR. The Company is exposed to currency risk in respect of transactions in foreign currency. Foreign currency revenues and expenses are in the nature of export sales and import purchases.

Exposure to currency risk

The summary quantitative data about the Company's exposure to currency risk as reported to the management of the Company is as follows. The following are the remaining contractual maturities of financial liabilities at the reporting date. The amounts are gross and undiscounted, and include estimated interest payments and exclude the impact of netting agreements.

	Rs. in Lakhs	
	March 31, 2023	March 31, 2022
	USD	USD
Financial Liabilities		
Non trade payables	-	4.68
Net exposure to foreign currency risk (Liabilities)	-	4.68
Net exposure	-	4.68
Un-hedged foreign currency exposures		
Purchase	-	4.68
Sale	-	-

Sensitivity analysis

As there is no foreign currency exposure as of March 31, 2023, Sensitivity analysis is not performed.



Financial instruments – Fair values and risk management (continued)

Note 37.5: Interest rate risk

Interest rate risk can be either fair value interest rate risk or cash flow interest rate risk. Fair value interest rate risk is the risk of changes in fair values of fixed interest bearing financial assets or borrowings because of fluctuations in the interest rates, if such assets/borrowings are measured at fair value through profit or loss. Cash flow interest rate risk is the risk that the future cash flows of floating interest bearing borrowings will fluctuate because of fluctuations in the interest rates.

Exposure to interest rate risk

The interest rate profile of the Company's interest-bearing financial instruments as reported to the management of the Company is as follows.

	Nominal amount	Rs. in Lakhs	
		March 31, 2023	March 31, 2022
Fixed-rate instruments			
Financial liabilities			
Other financial liabilities			
Lease Liabilities recognised		129.51	128.70
Term Loan from bank		800.00	1,160.00
Inter corporate deposits		-	826.84
Total		929.51	2,115.54

Fair value sensitivity analysis for fixed-rate instruments

The Company does not account for any borrowings at fair value through profit or loss. Therefore, a change in interest rates at the reporting date would not affect profit or loss.



Note 38: Tax expense

(a) Amounts recognised in profit and loss

Particulars	For the year ended March 31, 2023 Rs. in Lakhs	For the year ended March 31, 2022 Rs. in Lakhs
Current income tax	-	-
Deferred income tax liability / (asset), net	-	-
Origination and reversal of temporary differences	-	-
Deferred tax expense	-	-
Tax expense for the period/year	-	-

(b) Reconciliation of effective tax rate

Particulars	For the year ended March 31, 2023 Rs. in Lakhs	For the year ended March 31, 2022 Rs. in Lakhs
(Loss)/Profit before tax	(469.99)	(977.21)
Company's domestic tax rate	0.00%	0.00%
Tax using the Company's domestic tax rate	-	-
Tax effect of:		
Expense not allowed for tax purposes	-	-
Others	-	-
	-	-

In our assessment, it is not probable that taxable profit will be available in the near future and hence, we are of the opinion that in the present circumstances, it is not appropriate to recognise deferred tax assets in respect of unused tax losses for FY 2022-23. Accordingly, no deferred tax asset was created during the current financial year.



Note. 39 Employee benefits

The Company contributes to the following post-employment plans in India.

Defined Contribution Plans:

The Company's contributions paid/payable to Regional Provident Fund, Super Annuation Fund, Employees State Insurance Scheme, Employees Pension Schemes, 1995 and other funds, are determined under the relevant approved schemes and/or statutes and are recognised as expense in the Statement of Profit and Loss during the year in which the employee renders the related service. There are no further obligations other than the contributions payable to the approved appropriate authorities.

The Company pays provident fund contributions to publicly administered provident funds as per local regulations and are recognised as expense in the Statement of Profit and Loss during the period in which the employee renders the related service. There are no further obligations other than the contributions payable to the appropriate authorities.

The Company recognised Rs. 10.44 lakh for the year ended March 31, 2023 (for Previous Year 8.18 Lakh) towards provident fund contribution and Rs. 0.25 Lakh for the year ended March 31, 2023 (for Previous Year Rs. 0.60 Lakh) towards employees' state insurance contribution and in the Statement of Profit and Loss.

Defined Benefit Plan:

The Company's gratuity schemes is defined benefit plan. The Company's liability for the defined benefit schemes is actuarially determined based on the projected unit credit method. The Company's net obligations in respect of such plans is calculated by estimating the amount of future benefit that the employees have earned in return for their services in the current and prior years that benefit is discounted to determine its present value and the fair value of the plan asset is deducted. Actuarial gains and losses are recognised immediately in the Other Comprehensive Income in the Statement of Profit and Loss. All reported figures of OCI are gross of Taxation.

In accordance with the provisions of the Payment of Gratuity Act, 1972, the Company has a defined benefit plan which provides for gratuity payments. The plan provides a lump sum gratuity payment to eligible employees at retirement or termination of their employment. The amounts are based on the respective employee's last drawn salary and the years of employment with the Company. Liabilities in respect of the gratuity plan are determined by an actuarial valuation.

The most recent actuarial valuation of the defined benefit obligation along with the fair valuation of the plan assets in relation to the gratuity scheme was carried out as at March 31, 2022. The present value of the defined benefit obligations and the related current service cost and past service cost, were measured using the Projected Unit Credit Method. Salary escalation & attrition rate are considered as advised by the company; they appear to be in line with the industry practice considering promotion and demand & supply of the employees. Gratuity is paid from company as and when it becomes due and is paid as per company scheme for Gratuity.

Based on the actuarial valuation obtained in this respect, the following table sets out the details of the employee benefit obligation and the plan assets as at balance sheet date:

	(Rs. in lakhs)	
	March 31, 2023	March 31, 2022
Defined benefit obligation	(3.54)	(2.71)
Fair value of plan assets	(3.54)	(2.71)
Net defined benefit (obligation)/assets	0.00	0.00

i. Movement in net defined benefit (asset) liability

The following table shows a reconciliation from the opening balances to the closing balances for net defined benefit (asset) liability and its components

	Defined Benefit Obligation		Fair value of plan assets		Net defined benefit(asset) liability	
	March 31, 2023	March 31, 2022	March 31, 2023	March 31, 2022	March 31, 2023	March 31, 2022
Opening balance	2.71	1.24	-	-	2.71	1.24
Included in profit or loss	1.54	0.79	-	-	1.54	0.79
Current service cost	0.20	0.09	-	-	0.20	0.09
Interest cost (income)	-	-	-	-	-	-
Included in OCI	-	-	-	-	-	-
Remeasurement loss (gain):	-	-	-	-	-	-
Actuarial loss (gain) arising from:	-	-	-	-	-	-
Demographic assumptions *	(0.09)	(0.00)	-	-	(0.09)	(0.00)
Financial assumptions	(0.82)	0.75	-	-	(0.82)	(0.15)
Experience adjustment	-	-	-	-	-	-
Return on plan assets excluding interest income	3.54	2.71	-	-	3.54	2.71
Other	0.00	0.00	0.00	0.00	0.00	0.00
Contributions paid by the employer	-	-	-	-	-	-
Benefits paid	-	-	-	-	-	-
Closing balance	3.54	2.71	-	-	3.54	2.71



Represented by	March 31, 2023	March 31, 2022
Net defined benefit liability	3.54	2.71
	3.54	2.71
ii. Plan assets		
Plan assets comprise the following		
Insurer managed fund (100%)		
Note: Gratuity plan is unfunded		
During the year, there were no plan amendments, curtailments and settlements.		
Expenses Recognized in the Statement of Profit or Loss for Current Period		
Current Service Cost	1.54	0.79
Net Interest Cost	0.20	0.09
Past Service Cost		
(Expected Contributions by the Employees)		
(Gains)/Losses on Curtailments And Settlements		
Net Effect of Changes in Foreign Exchange Rates		
Expenses Recognized	1.74	0.87
Expenses Recognized in the Other Comprehensive Income (OCI) for Current Period		
Actuarial (Gains)/Losses on Obligation For the Period -	(0.91)	0.60
Return on Plan Assets, Excluding Interest Income		
Change in Asset Ceiling		
Net Income/Expense For the Period Recognized in OCI -	(0.91)	0.60

iii. Actuarial assumptions

The following were the principal actuarial assumptions at the reporting date (expressed as weighted averages).

	March 31, 2023	March 31, 2022
Discount rate	7.48%	7.27%
Future salary growth	5.00%	5.00%
Rate of employee turnover	For service 4 years and For service 4 yrs & below 8.00% p.a. For Below 8.00 % p.a. & service 5 years and For service 5 yrs and above 3.00% p.a.	above 3.00 % p.a.
Mortality rate During Employment	Indian Assured Lives Mortality 2012-14 (Urban)	Indian Assured Lives Mortality 2012-14 (Urban)
Mortality rate After Employment	NA	NA

v. Sensitivity analysis

Reasonably possible changes of the respective assumptions occurring at the end of the reporting period, while holding all other assumptions constant.

Rs. In Lacs	March 31, 2023		March 31, 2022	
	Increase	Decrease	Increase	Decrease
Discount rate (+/- 1% movement)	(0.39)	0.47	(0.33)	0.40
Future salary growth (+/- 1% movement)	0.48	(0.40)	0.40	(0.34)
Rate of employee turnover (+/- 1% movement)	0.06	0.08	0.04	(0.05)

The sensitivity analysis have been determined based on reasonably possible changes of the respective assumptions occurring at the end of the reporting period, while holding all other assumptions constant.



The sensitivity analysis presented above may not be representative of the actual change in the Defined Benefit Obligation as it is unlikely that the change in assumptions would occur in isolation of one another as some of the assumptions may be correlated.

Furthermore, in presenting the above sensitivity analysis, the present value of the Defined Benefit Obligation has been calculated using the projected unit credit method at the end of the reporting period, which is the same method as applied in calculating the Defined Benefit Obligation as recognised in the balance sheet.

There was no change in the methods and assumptions used in preparing the sensitivity analysis from prior years.

v. Expected future cash flows	
The expected future cash flows in respect of gratuity were as follows (Rs. in Lacs)	
Expected future benefit payments	March 31, 2023
1st Following year *	0.10
2nd Following year	0.10
3rd Following year	0.08
4th Following year	0.11
5th Following year	0.09
Thereafter	0.57
	0.11
	0.16
	0.43
	10.17
	8.32

Maturity Analysis of Benefit Payments is undiscounted cashflows considering future salary, attrition & death in respective year for members as mentioned above for foreseeable future of next 10 years.

Other long-term employee benefits:

Compensated absences are payable to employees at the rate of daily salary for each day of accumulated leave on death or on resignation or upon retirement. The charge towards compensated absences for the year ended March 31, 2023 based on actuarial valuation using the projected accrued benefit method is Rs. 1.92 Lakh (Previous Year Rs. 0.34 Lakh).

Terminal Benefits: All terminal benefits including voluntary retirement compensation are fully written off to the Statement of Profit & Loss.

Incentive Plans: The Company has a scheme of Performance Linked Variable Remuneration (PLVR) which is fully written off to the Statement of Profit & Loss. The Scheme rewards its employees based on targeted performance.

* The amount reflected as "0.00" are value with less than One Thousand



Note 40: Capital Management

The Company's policy is to maintain a strong capital base so as to maintain investor, creditor and other stake holder and to sustain future development of the business. Management monitors the return on capital as well as the level of dividends to ordinary shareholders.

The board of directors seeks to maintain a balance between the higher returns that might be possible with higher levels of borrowings and the advantages and security afforded by a sound capital position. The primary objective of the Company's Capital Management is to maximise shareholder value. The Company manages its capital structure and makes adjustments in the light of changes in the economic environment and the requirements of the financial covenants, if any.

The Company monitors capital using a ratio of 'adjusted net debt' to 'equity'. For this purpose, adjusted net debt is defined as total borrowings, comprising interest-bearing loans and borrowings less cash and cash equivalents. Equity comprises all components of equity.

The Company's adjusted net debt to equity ratio at March 31, 2023 was as follows:

	Rs. in Lakhs	
	As at March 31, 2023	As at March 31, 2022
Total Borrowings	800.00	1,986.84
Less : Cash and cash equivalent	169.41	56.52
Adjusted net debt	630.59	1,930.32
Equity	3,985.68	2,454.75
Adjusted net debt to equity ratio	0.16	0.79

Note 41: Contingent Liabilities

Rs. in Lakhs

Particulars	As at March 31, 2023	As at March 31, 2022
Claims against the Company not acknowledged as debts:		
Penalty for non compliance of laws of Maharashtra Land Revenue Act by the Landlord of the Farm.	23.87	23.87

Note 42: Commitments

Rs. in Lakhs

Particulars	As at March 31, 2023	As at March 31, 2022
Estimated value of contracts remaining to be executed on capital account (net of Advances), to the extent not provided for.	580.96	5.36



Note 43: Segment

The Company is in the business of Dairy Farming and developing high breed cattle. The Chief Operating Decision Maker (CODM) of the Company makes the decisions relating to allocating and utilisation of the resources of the company. The CODM reviews the results of Dairy Farm together and therefore the company has identified that it has only one reportable segment. Further, the Company operates within India and does not have operations in economic environments with different risk and returns. Hence, it is considered as operating in a single geographical segment.

Revenues from two customers represents approximately Rs. 460.90 Lac and Rs. 392.27 Lac being 22% and 19% respectively of the company's total revenues.

Note 44: Right Issue Utilisation

The Company had made a Right Issue of 5,88,236 (previous year 4,41,176 and 7,35,295) equity shares of face value Rs.10 each fully paid up for cash at a price of Rs. 340/- per equity share (including a share premium of Rs. 330/- per share) (Previous year Rs. 340/- per equity share including premium of Rs. 330/- per share) aggregating to Rs. 2,000 Lakhs on October 11, 2022. The net proceeds from the issue of the above mentioned equity shares were used for business and other purposes.

Note 45: No funds have been advanced or loaned or invested (either from borrowed funds or share premium or any other sources or kind of funds) by the Company to or in any other person(s) or entity(ies), including foreign entities ("Intermediaries") with the understanding, whether recorded in writing or otherwise, that the Intermediary shall lend or invest in party identified by or on behalf of the Company (Ultimate Beneficiaries). The Company has not received any fund from any party(s) (Funding Party) with the understanding that the Company shall whether, directly or indirectly lend or invest in other persons or entities identified by or on behalf of the Company ("Ultimate Beneficiaries") or provide any guarantee, security or the like on behalf of the Ultimate Beneficiaries.



NOTES FORMING PART OF THE FINANCIAL STATEMENTS

Note 46: Related Party Disclosures

In compliance with Ind AS 24 - "Related Party Disclosures", as notified under Rule 3 of the Companies (Indian Accounting Standards) Rules, 2015, as amended, the required disclosures are given below:

(a)	(i)	Key Management Personnel	Burjis Nadir Godrej - Director
			S. Varadaraj - Director
			Sandeep Kumar Singh - Director
			Saar Yavin - Director (Upto June 22, 2021)
			Adaya Aroyo - Director (Upto June 22, 2021)
(b)	(i)	Holding companies	Godrej Agrovet Limited (Parent company) Godrej Industries Limited (Holding company)
	(ii)	Fellow Subsidiary Companies	Astec LifeSciences Limited Creamline Dairy Products Limited Godrej Tyson Foods Limited Godvet Agrochem Limited.
(b)	(iii)	Other Related Parties	Godrej & Boyce Manufacturing Company Limited
			ACI Godrej Agrovet Private Limited, Bangladesh
			Omnivore India Capital Trust
			Maxximilk Limited, Israel (Upto June 22, 2021)
			Al Rahba International Trading Limited Liability Company, United Arab Emirates (UAE)
			Godrej Agrovet Limited Employees Provident Fund Trust



Note 46: Related Party Disclosures

The following transactions were carried out with the related parties in the ordinary course of business :

Rs. In Lakhs

Sr. No.	Nature of Transactions	Current Year		Previous Year	
		Holdin Companies	Other related Parties	Holdin Companies	Other related Parties
		(i)	(ii)	(i)	(ii)
1	Issue of Share Capital	2,000.00	-	4,000.00	-
2	Purchase	574.99	-	332.65	-
3	Sales	65.03	392.27	29.47	605.38
4	Interest Expense on Inter Corporate deposit	35.13	-	152.94	6.40
5	Interest received on Inter Corporate deposit placed	-	2.07	-	-
6	Inter Corporate Deposit Taken	125.00	-	2,330.00	120.00
7	Inter Corporate Deposit returned	950.37	-	3,164.63	735.00
8	Inter Corporate Deposit Placed	-	200.00	-	-
9	Inter Corporate Deposit returned to the Company	-	200.00	-	-
10	Expenses Charged/Reimbursed by Other Companies	369.62	-	610.64	0.25
11	Expenses Charged/Reimbursed to Other Companies	10.27	-	-	-
12	Acquisition of Property, plant and equipment	-	-	-	0.89
13	Inter Corporate Deposit Outstanding	-	-	825.37	-
14	Outstanding Receivable	-	7.00	-	40.13
15	Outstanding Payables	480.39	-	366.54	-



Significant Related Party Transactions :

Rs. In Lakhs

Sr. No.	Nature of Transaction	Current year		Previous Year	
1	Issue of Share Capital Godrej Agrovet Limited	2,000.00	-	4,000.00	
2	Purchases Godrej Agrovet Limited Creamline Dairy Products Ltd	574.99 -	- -	332.65 -	
3	Sales Godrej Agrovet Limited Creamline Dairy Products Ltd	65.03 392.27	- -	29.47 605.38	
4	Interest Expense on Inter Corporate deposit Godrej Agrovet Limited Creamline Dairy Products Ltd Astec LifeSciences Limited	35.13 - -	- - -	152.94 6.40 -	
5	Interest Received on Inter Corporate deposit Placed Creamline dairy Products Ltd	2.07	-	-	
6	Inter Corporate Deposit Taken Godrej Agrovet Limited Creamline dairy Products Ltd Astec LifeSciences Limited	125.00 - -	- - -	2,330.00 120.00 -	
7	Inter Corporate Deposit Returned Godrej Agrovet Limited Creamline Dairy Products Ltd Astec Lifescience Limited	950.37 - -	- - -	3,164.63 735.00 -	
8	Inter Corporate Deposit Placed Creamline dairy Products Ltd	200.00	-		
9	Inter Corporate Deposit returned to the Company Creamline dairy Products Ltd	200.00	-		
10	Expenses Charged/Reimbursed by Other Companies Godrej Agrovet Limited Maxximilk Limited Israel	369.62 -	- -	610.64 0.25	
11	Expenses Charged/Reimbursed to Other Companies Godrej Agrovet Limited	10.27	-	-	
12	Acquisition of Property, plant and equipment Godrej & Boyce Manufacturing Company Limited	-	-	0.89	
13	Inter Corporate Deposit Outstanding Godrej Agrovet Limited Astec LifeSciences Limited Creamline Dairy Products Ltd	- - -	- - -	825.37 - -	
14	Outstanding Receivable Godrej & Boyce Manufacturing Company Limited Creamline dairy Products Ltd	- 7.00	- -	- 40.13	
15	Outstanding Payables Godrej Agrovet Limited Creamline Dairy Products Ltd	480.39 -	- -	366.54 -	



Godrej Maxximilk Private Limited

Ratios Analysis and its elements

Note 47

Ratio	Numerator	Denominator	March 31, 2023	March 31, 2022	% change	Reasons for variance
Current Ratio	Current Assets	Current Liabilities	0.84	0.39	113.0%	Mainly on account of reduction in borrowings/debt and trade payables
Debt-Equity Ratio	Total Debt	Total Equity	0.20	0.81	-75.2%	Mainly on account of Capital infusion and reduction in borrowings/debt.
Debt Service Coverage Ratio	Earnings available for Debt Service*	Debt Service**	-0.19	-0.79	-75.8%	Better performance in current year resulting improvement in EBITDA and payment of ICD resulting reduction in finance cost
Return on Equity Ratio	Net profit after tax - preference Dividend	Average shareholder's equity = (Opening + Closing total equity) / 2	-0.15	-1.04	-85.9%	Not comparable due to Capital infusion during the year.
Inventory Turnover Ratio	Net sales	Average Inventory = (Opening + Closing inventory) / 2	4.94	3.80	30.1%	Better sales prices and volumes
Trade Receivable Turnover Ratio	Net sales	Average trade receivables = (Opening + Closing Trade receivables) / 2	15.70	16.86	-6.8%	
Trade Payable Turnover Ratio	Net purchases	Average trade payables = (Opening + Closing Trade payables) / 2	2.21	1.50	47.1%	Mainly on account of reduction in trade payables
Net Capital Turnover Ratio	Net sales	Working capital = Current Assets - Current Liabilities	-10.93	-1.28	754.5%	Mainly on account of reduction in borrowings/debt and trade payables
Net Profit Ratio	Net profit after tax	Net sales	-0.23	-0.73	-68.9%	Better performance in current year in terms of volumes and prices
Return on Capital Employed	Earnings before interest and taxes	Capital Employed***	-0.07	-0.16	-55.9%	Capital infusion in current year

*Net profit after taxes-Depreciation and amortizations+Interest Cost+Loss on Sale of Investments

**Interest & Lease payments+Principal repayments

***Tangible net worth, total debt and deferred tax liabilities

